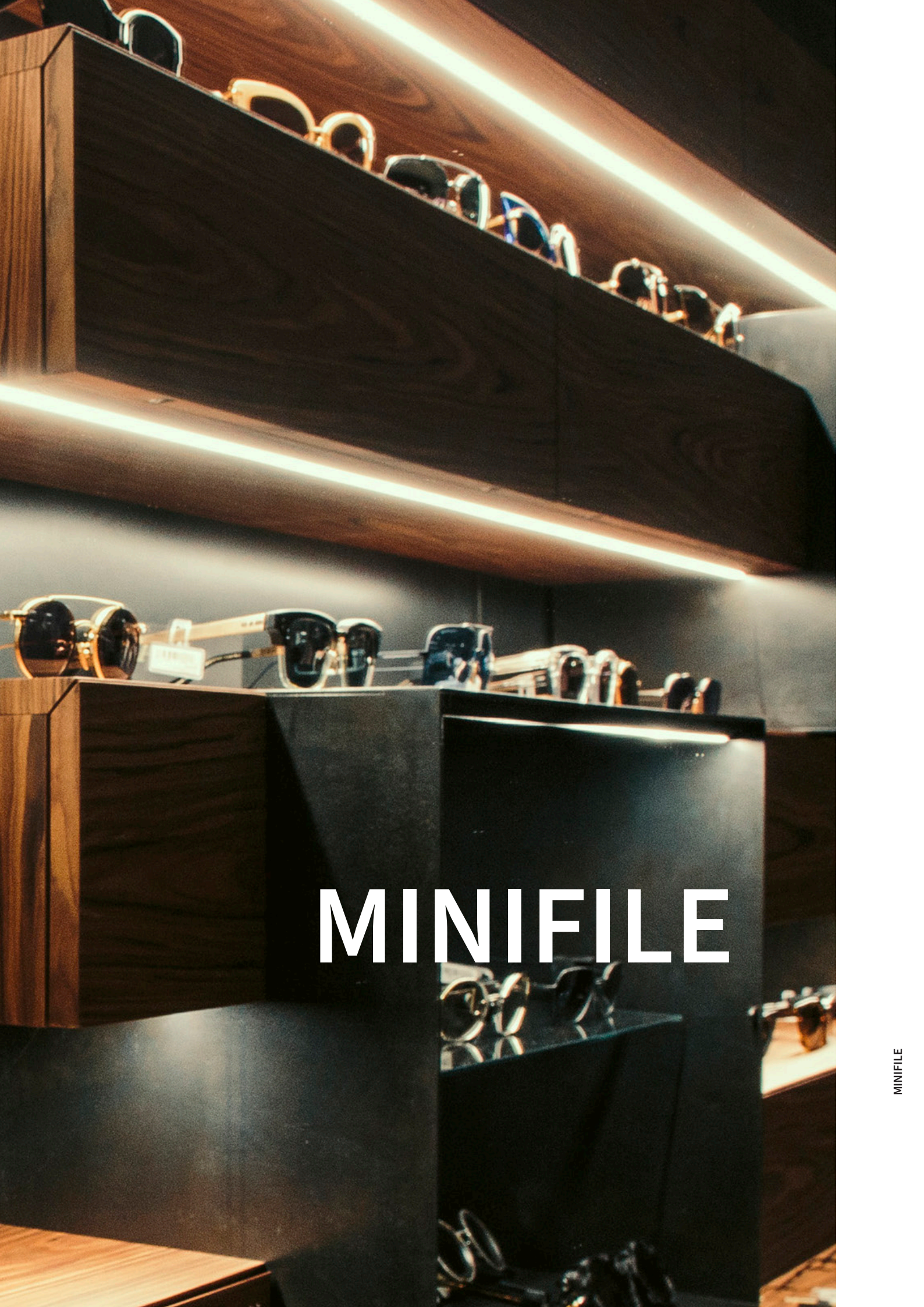
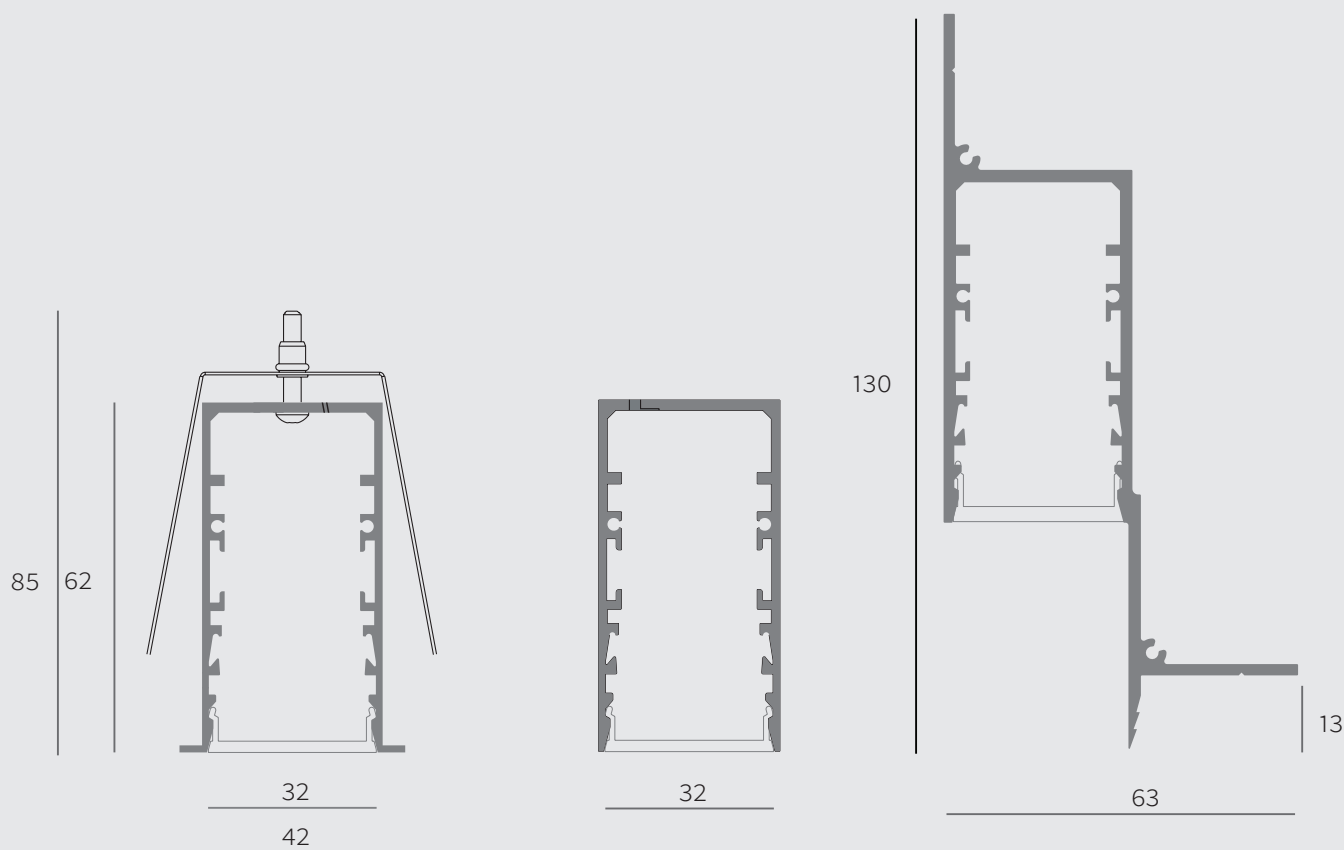




OTTICA MONOCLE - ROMA
PROGETTO ANDREA EUSEBI - REALIZZAZIONE EUSEBI ARREDAMENTI



MINIFILE



SEZIONE PROFILO/SECTION PROFILE

MINIFILE

Profili in estruso di alluminio 62x32mm, per installazione a soffitto, a parete, a sospensione, incasso (trimless o con battuta) con sorgenti lineari led o spot led per illuminazione d'accento, alimentatori elettronici integrati 230/240V. Finitura verniciata o anodizzata. Schermi diffondenti in policarbonato opalino e testate di chiusura laterali con sistema Light Proof. Cassaforma in estruso di alluminio per incasso in laterizio o calcestruzzo disponibile come accessorio. Grado di protezione IP20/IP23 o IP40/IP43 a seconda dei modelli. Disponibili in moduli finiti e sistema modulare.

Extruded aluminum profiles 62x32mm, for ceiling, wall, suspension, recessed installation (trimless or trimmed) with linear LED sources or LED spots for accent lighting, integrated electronic drivers 230 / 240V. Painted or anodized finish. Opal polycarbonate diffusing screens and end heads with Light Proof system. Extruded aluminum outercasing for brick or concrete recessed installation available as an accessory. IP20 / IP23 or IP40 / IP43 depending on the models. Available default modules and modular system.



UK CONFORMITY ASSESSMENT E EUROPEAN CERTIFICATION / UK CONFORMITY ASSESTMENT AND EUROPEAN CERTIFICATION



PRODOTTI COSTRUITI CON MATERIALE RICICLABILE / PRODUCTS MADE OF RECYCLABLE MATERIAL



GARANZIA DI 5 ANNI / 5-YEAR WARRANTY



TUNABLE WHITE / TUNABLE WHITE

La versione Tunable White, grazie alla sua dimmerazione, permette di regolare l'intensità luminosa con il variare delle ore del giorno in perfetta sintonia con il ritmo circadiano. / The Tunable White version, thanks to its dimming, allows you to adjust the light intensity as the hours of the day vary in perfect harmony with the circadian rhythm.



PERIMETRALE / WALLWASHER

Minifile sistema offre un profilo da incassare sia nel cartongesso che nel laterizio per un effetto di luce radente radente. | Minifile system offers a profile to be embedded in both plasterboard and brickwall for a grazing light effect



DIFFUSORE OPAL / OPAL DIFFUSER



LINEA LED RGB - RGB WHITE / RGB - RGBW LINEAR LED

FINITURE/FINISHINGS



01-BIANCO/
WHITE



02-NERO/
BLACK



27-ALLUMINIO ANODIZZATO /
ANODIZED ALUMINIUM

FINITURE PREMIUM /PREMIUM FINISHINGS



81-ORO ROSA/
ROSE GOLD



82-BRONZO/
BRONZE



83-OTTONE SATINATO /
BRUSHED BRASS

KELVIN



2700°K



3000°K



4000°K

FASCIO/BEAM



SPOT 20°



FLOOD 32°



WIDE 50°



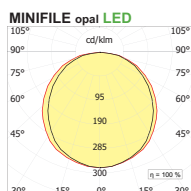
ASYMMETRIC
41°X18°



DISPONIBILE SUL NOSTRO SITO IL CONFIGURATORE DI SISTEMI CON METODO DRAG & DROP
Requisiti minimi richiesti schermo da 10 pollici

AVAILABLE ON OUR WEBSITE SYSTEM CONFIGURATOR WITH DRAG & DROP METHOD
Minimum requirements required 10 inches screenW

CURVE FOTOMETRICHE/PHOTOMETRIC DATA







RECESSED

SUSPENSION

WALL

MINIFILE MODULI FINITI

CEILING

TRIMLESS RECESSED

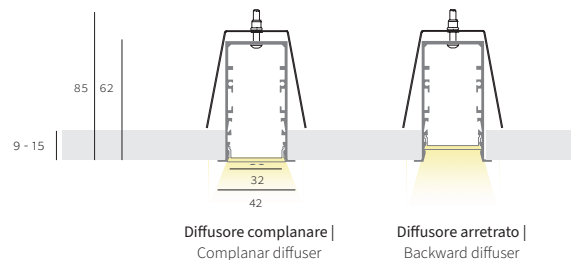


MINIFILE

/ STAND ALONE MODULES

MINIFILE

INCASSO
RECESSED



VERSIONI DISPONIBILI/AVAILABLE VERSION

- **KELVIN** ○ **KELVIN**
- 27** 2700K **27** 2700K
- 30** 3000K **30** 3000K
- 40** 4000K **40** 4000K
- TW** Tunable White Dali*

* Note: Disponibile per le seguenti misure: 580, 1140, 1700, 2265mm. Gli apparecchi con temperatura di colore variabile (Tunable White) vengono forniti comprensivi di alimentatore Dali | Available for the following sizes: 580, 1140, 1700, 2265mm. The devices with variable color temperature (Tunable White) are supplied with integrated Dali power supply.

● FASCIO/BEAM

- S** Spot 20°
- F** Flood 32°
- W** Wide 50°
- Z** Asymmetric 41°X18°




● DIMMABLE (OPTIONAL)

D Dali Touch & Dimm





SU RICHIESTA ON DEMAND

- E** Versione ad emergenza | Emergency version
- D10** Dimmerabile 1-10V | Dimmable 1-10V
- CA** Sistema di controllo CASAMBI | CASAMBI control system




/ ## FINITURA/FINISHING

-  /01 bianco | white
-  /02 nero | black
-  /27 alluminio anodizzato | anodized aluminium

VERSIONI CON LEVA | MODEL WITH LEVA

-  /01 telaio bianco, ottica nera | white frame, black optic
-  /02 telaio nero, ottica nera | black frame, black optic
-  /41 telaio bianco, ottica bianca | white frame, white optic
-  /42 telaio nero, ottica oro | black frame, gold optic

/ ## FINITURA PREMIUM /PREMIUM FINISHING

-  /81 oro rosa shine/shine rose gold
-  /82 bronzo/ bronze
-  /83 ottone spazzolato/ brushed brass

COMPOSIZIONE CODICE: xxx.x ●●●/##

HOW TO CREATE THE CODE: **F1000.827SD/01**

CODE

F1000.8 ● ● ● /## — finishing

base code kelvin beam dimmable

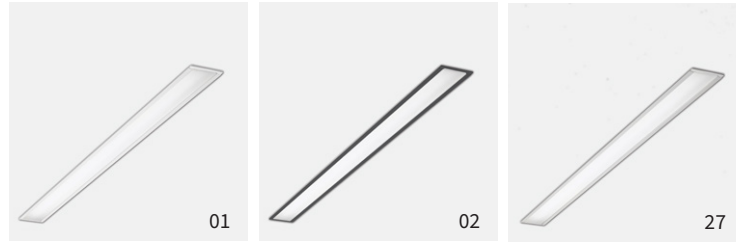
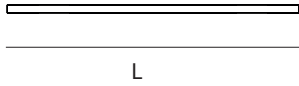
.misura sostituire con la misura necessaria in mm. / replace with the required measure in mm.

MINIFILE INCASSO

PER CARTONGESSO A LUCE DIRETTA E DIFFUSA / FOR FALSE CEILING DIRECT AND DIFFUSED LIGHT



taglio per incasso/ recessed hole dimension 34xL+2



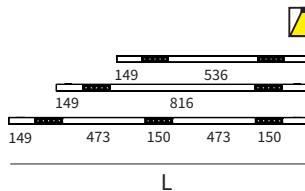

LED	W	L.mm	lm product 3000K	CODE
	12,8	580	721	ML000.8 ●●●/###
	19,2	860	1082	ML001.8 ●●●/###
	25,6	1140	1442	ML002.8 ●●●/###
	32	1420	1803	ML003.8 ●●●/###
	38,4	1700	2163	ML004.8 ●●●/###
	44,8	1985	2524	ML005.8 ●●●/###
	51,2	2265	2884	ML006.8 ●●●/###
	57,6	2545	3245	ML007.8 ●●●/###
	64	2825	3605	ML008.8 ●●●/###

MINIFILE INCASSO + LEVA

PER CARTONGESSO A LUCE DIRETTA / FOR FALSE CEILING DIRECT LIGHT



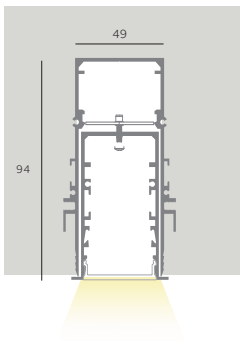
taglio per incasso/ recessed hole dimension 34xL+2



LED	W	L.mm	Kg	S20°	F32°	W50°	Z 41°X18°	CODE
	22W	1140	1,60	2004	1862	1656	1052	ML022.9 ●●●/###
	22W	1420	2,00	2004	1862	1656	1052	ML023.9 ●●●/###
	33W	1700	2,40	3006	2793	2484	1578	ML024.9 ●●●/###

ACCESSORI / ACCESSORIES

PER INSTALLAZIONE A LATERIZIO / CALCESTRUZZO FOR BRICK WALLS / CONCRETE



CASSAFORMA "CONTAINER" / WALLBOX "CONTAINER"



Dim.	H	L.mm	Kg	CODE
36,60x48,40	93,8	1000	1.50	LTMF.1000/27
36,60x48,40	93,8	2000	3.10	LTMF.2000/27
36,60x48,40	93,8	3000	4.75	LTMF.3000/27
36,60x48,40	93,8	-----	-----	LTMF.misura/27

COPIA DI TESTATE PER CASSAFORMA
COUPLE OF CLOSURE HEADS FOR WALLBOX



CODE
LTM200.1

FASCETTA REGGICAVO PER CASSAFORMA
TIE CABLE LOCKING MINIFILE



CODE
LTSC02
Fascetta reggicavo - ordinare 1 ogni 0,5 mt (minimo 2pezzi) | - Tie cable locking - order 1 per 0,5 mt. (min.2pcs)

STAFFA SINGOLA PER FISSAGGIO MODULO
MODULE FIXING SINGLE BRACKET



CODE
LTM210

COPIA STAFFE DI FISSAGGIO A CARTONGESSO
COUPLE FIXING BRACKETS FOR FALSE-CEILING



CODE
LTSC01

info : Vedi la collezione "Container" per scoprire come sviluppare con un unico profilo molteplici soluzioni. | See Container collection to discover how develop different solution with just one profile.

Staffa per fissaggio modulo luminoso all'interno della cassaforma. Ordinare 1 al m. (minimo 2 pezzi) | Single bracket to fix the lighting module within the wallbox, order 1 per m. (min. 2 pcs)

Coppia di staffe di fissaggio per cartongesso 1 ogni 1,5 mt. - | couple of fixing brackets in the false-ceiling 1 per 0,5 mt.

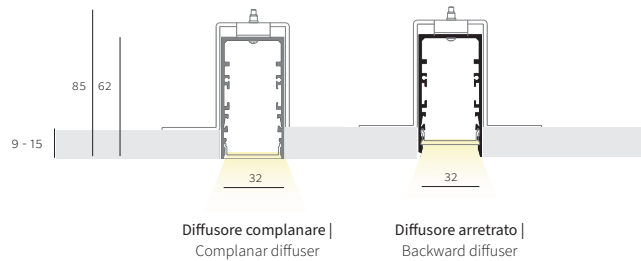


MINIFILE

INCASSO RASATO

TRIMLESS RECESSED

UIGRA CONSELICE



VERSIONI DISPONIBILI/AVAILABLE VERSION

- **KELVIN** ○ **KELVIN**
- 27** 2700K **27** 2700K
- 30** 3000K **30** 3000K
- 40** 4000K **40** 4000K
- TW** Tunable White Dali*

* Note: Disponibile per le seguenti misure: 580, 1140, 1700, 2265mm. Gli apparecchi con temperatura di colore variabile (Tunable White) vengono forniti comprensivi di alimentatore Dali | Available for the following sizes: 580, 1140, 1700, 2265mm. The devices with variable color temperature (Tunable White) are supplied with integrated Dali power supply.

● FASCIO/BEAM

-  **S** Spot 20°
-  **F** Flood 32°
-  **W** Wide 50°
-  **Z** Asymmetric 41°X18°W

● DIMMABLE (OPTIONAL)

D Dali Touch & Dimm





SU RICHIESTA ON DEMAND

- E** Versione ad emergenza | Emergency version
- D10** Dimmerabile 1-10V | Dimmable 1-10V
- CA** Sistema di controllo CASAMBI | CASAMBI control system




/ ## FINITURA/FINISHING

 /01 bianco | white

VERSIONI CON LEVA | MODEL WITH LEVA

-  /01 telaio bianco, ottica nera | white frame, black optic
-  /02 telaio nero, ottica nera | black frame, black optic
-  /41 telaio bianco, ottica bianca | white frame, white optic
-  /42 telaio nero, ottica oro | black frame, gold optic

/ ## FINITURA PREMIUM /PREMIUM FINISHING

-  /81 oro rosa shine/shine rose gold
-  /82 bronzo/ bronze
-  /83 ottone spazzolato/ brushed brass

COMPOSIZIONE CODICE: xxx.x ●●●/##

HOW TO CREATE THE CODE: **F1000.827SD/01**

CODE

F1000.8 ● ● ● /## — finishing

base code kelvin beam dimmable

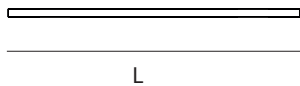
.misura sostituire con la misura necessaria in mm. / replace with the required measure in mm.

MINIFILE INCASSO RASATO

PER CARTONGESSO A LUCE DIRETTA E DIFFUSA / FOR FALSE CEILING DIRECT AND DIFFUSED LIGHT



taglio per incasso/ recessed hole dimension 34xL+2



LED


W	L.mm	lm product 3000K	CODE
12,8	580	721	ML100.8 ●●/##
19,2	860	1082	ML101.8 ●●/##
25,6	1140	1442	ML102.8 ●●/##
32	1420	1803	ML103.8 ●●/##
38,4	1700	2163	ML104.8 ●●/##
44,8	1985	2524	ML105.8 ●●/##
51,2	2265	2884	ML106.8 ●●/##
57,6	2545	3245	ML107.8 ●●/##
64	2825	3605	ML108.8 ●●/##

MINIFILE INCASSO RASATO + LEVA

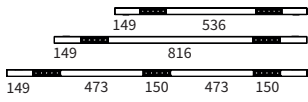
PER CARTONGESSO A LUCE DIRETTA / FOR FALSE CEILING DIRECT LIGHT



taglio per incasso/ recessed hole dimension 34xL+2



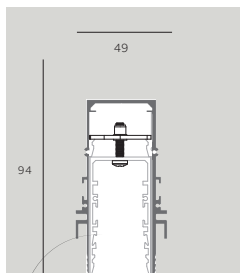
W	L.mm	Kg	S20°	F32°	W50°	Z 41°X18°	CODE
22W	1140	1,70	2004	1862	1656	1052	ML122.9 ●●●/##
22W	1420	2,20	2004	1862	1656	1052	ML123.9 ●●●/##
33W	1700	2,70	3006	2793	2484	1578	ML124.9 ●●●/##



ACCESSORI / ACCESSORIES

PER INSTALLAZIONE A LATERIZIO / CALCESTRUZZO FOR BRICK WALLS / CONCRETE

Per installazioni in pareti di laterizio o calcestruzzo ordinare Minifile soffitto | For installation in brick walls or reinforced concrete order Minifile ceiling



MINIFILE SOFFITTO
MINIFILE CEILING

CASSAFORMA "CONTAINER" / WALLBOX "CONTAINER"



Dim.	H	L.mm	Kg	CODE
36,60x48,40	93,8	1000	1,50	LTMF.1000/27
36,60x48,40	93,8	2000	3,10	LTMF.2000/27
36,60x48,40	93,8	3000	4,75	LTMF.3000/27
36,60x48,40	93,8	-----	-----	LTMF.misura/27

COPPIA DI TESTATE PER CASSAFORMA / COUPLE OF CLOSURE HEADS FOR WALLBOX



CODE
LTM200.1

FASCETTA REGGICAVO PER CASSAFORMA / TIE CABLE LOCKING MINIFILE



CODE
LTSC02
Fascetta reggicavo - ordinare 1 ogni 0,5 mt (minimo 2pezzi) | - Tie cable locking - order 1 per 0,5 mt. (min.2pcs)

STAFFA SINGOLA PER FISSAGGIO MODULO / MODULE FIXING SINGLE BRACKET



CODE
LTM210

COPPIA STAFFE DI FISSAGGIO A CARTONGESSO / COUPLE FIXING BRACKETS FOR FALSE-CEILING



CODE
LTSC01

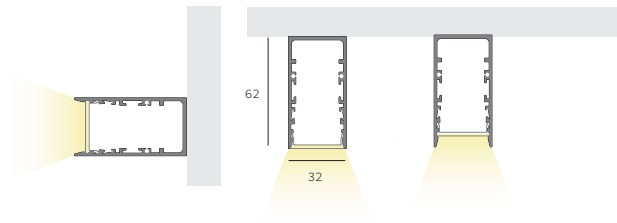
Staffa per fissaggio modulo luminoso all'interno della cassaforma. Ordinare 1 al m. (minimo 2 pezzi) | Single bracket to fix the lighting module within the wallbox, order 1 per m. (min. 2 pcs)

Coppia di staffe di fissaggio per cartongesso 1 ogni 1,5 mt. - | couple of fixing brackets in the false-ceiling 1 per 0,5 mt. **177**

info: Vedi la collezione "Container" per scoprire come sviluppare con un unico profilo molteplici soluzioni. | See Container collection to discover how develop different solution with just one profile.



CENTRO "PROGETTO SALUTE"
SANT'ANTONINO CH



Diffusore complanare | Coplanar diffuser
Diffusore arretrato | Backward diffuser

VERSIONI DISPONIBILI/AVAILABLE VERSION

- | | |
|------------------------|-----------------|
| ● KELVIN | ○ KELVIN |
| 27 2700K | 27 2700K |
| 30 3000K | 30 3000K |
| 40 4000K | 40 4000K |
| TW Tunable White Dali* | |

* Note: Disponibile per le seguenti misure: 580, 1140, 1700, 2265mm.. Gli apparecchi con temperatura di colore variabile (Tunable White) vengono forniti comprensivi di alimentatore Dali | Available for the following sizes: 580, 1140, 1700, 2265mm. The devices with variable color temperature (Tunable White) are supplied with integrated Dali power supply.

● FASCIO/BEAM

- S** Spot 20°
- F** Flood 32°
- W** Wide 50°
- Z** Asymmetric 41°X18°




● DIMMABLE (OPTIONAL)

- D** Dali Touch & Dimm





SU RICHIESTA ON DEMAND

- E** Versione ad emergenza | Emergency version
- D10** Dimmerabile 1-10V | Dimmable 1-10V
- CA** Sistema di controllo CASAMBI | CASAMBI control system




/## FINITURA/FINISHING

-  /01 bianco | white
-  /02 nero | black
-  /27 alluminio anodizzato | anodized aluminium

VERSIONI CON LEVA/MODEL WITH LEVA

-  /01 telaio bianco, ottica nera | white frame, black optic
-  /02 telaio nero, ottica nera | black frame, black optic
-  /41 telaio bianco, ottica bianca | white frame, white optic
-  /42 telaio nero, ottica oro | black frame, gold optic

/ ## FINITURA PREMIUM /PREMIUM FINISHING


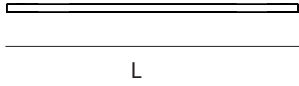
-  /81 oro rosa shine/shine rose gold
-  /82 bronzo/ bronze
-  /83 ottone spazzolato/ brushed brass

COMPOSIZIONE CODICE: xxx.x●●/##

HOW TO CREATE THE CODE: F1000.827SD/01


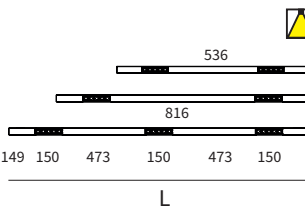


MINIFILE SOFFITTO
A LUCE DIRETTA E DIFFUSA / DIRECT AND DIFFUSED LIGHT



W	L.mm	lm product 3000K	CODE
12,8	580	721	ML200.8 ●● /##
19,2	860	1082	ML201.8 ●● /##
25,6	1140	1442	ML202.8 ●● /##
32	1420	1803	ML203.8 ●● /##
38,4	1700	2163	ML204.8 ●● /##
44,8	1985	2524	ML205.8 ●● /##
51,2	2265	2884	ML206.8 ●● /##
57,6	2545	3245	ML207.8 ●● /##
64	2825	3605	ML208.8 ●● /##

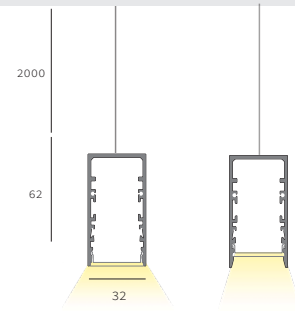
MINIFILE SOFFITTO + LEVA
A LUCE DIRETTA / DIRECT LIGHT



W	L.mm	Kg	S20°	F32°	W50°	Z 41°X18°	CODE
22W	1140	1,80	2004	1862	1656	1052	ML222.9 ○●● /##
22W	1420	2,20	2004	1862	1656	1052	ML223.9 ○●● /##
33W	1700	2,70	3006	2793	2484	1578	ML224.9 ○●● /##



HDYNE - SYDNEY OFFICE
 DESIGNER: INTERNI
 LIGHTING: GINEICO LIGHTING



Diffusore planare | Complanar diffuser
 Diffusore arretrato | Backward diffuser

VERSIONI DISPONIBILI/AVAILABLE VERSION

- **KELVIN** ○ **KELVIN**
- 27 2700K 27 2700K
- 30 3000K 30 3000K
- 40 4000K 40 4000K
- TW Tunable White Dali*

* Note: Disponibile per le seguenti misure: 580, 1140, 1700, 2265mm.. Gli apparecchi con temperatura di colore variabile (Tunable White) vengono forniti comprensivi di alimentatore Dali | Available for the following sizes: 580, 1140, 1700, 2265mm. The devices with variable color temperature (Tunable White) are supplied with integrated Dali power supply.

● FASCIO/BEAM

- S Spot 20°
- F Flood 32°
- W Wide 50°
- Z Asymmetric 41°X18°

● DIMMABLE (OPTIONAL)

D Dali Touch & Dimm

SU RICHIESTA ON DEMAND

- E Versione ad emergenza | Emergency version
- D10 Dimmerabile 1-10V | Dimmable 1-10V
- CA Sistema di controllo CASAMBI | CASAMBI control system

/## FINITURA/FINISHING

- /01 bianco | white
- /02 nero | black
- /27 alluminio anodizzato | anodized aluminium

VERSIONI CON LEVA/MODEL WITH LEVA

- /01 telaio bianco, ottica nera | white frame, black optic
- /02 telaio nero, ottica nera | black frame, black optic
- /41 telaio bianco, ottica bianca | white frame, white optic
- /42 telaio nero, ottica oro | black frame, gold optic

/## FINITURA PREMIUM /PREMIUM FINISHING

- /81 oro rosa shine/shine rose gold
- /82 bronzo/ bronze
- /83 ottone spazzolato/ brushed brass

COMPOSIZIONE CODICE: xxx.x ●●●/##

HOW TO CREATE THE CODE: F1000.827SD/01

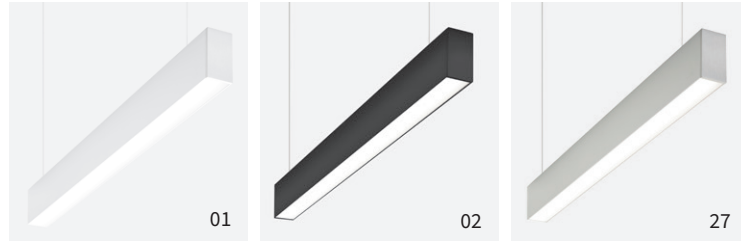
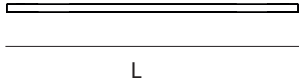
CODE

F1000.8 ● ● ● /## — finishing

base code kelvin beam dimmable

MINIFILE SOSPENSIONE

A LUCE DIRETTA E DIFFUSA / DIRECT AND DIFFUSED LIGHT

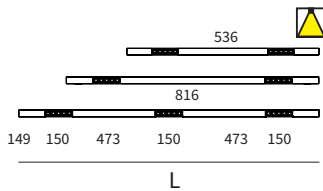
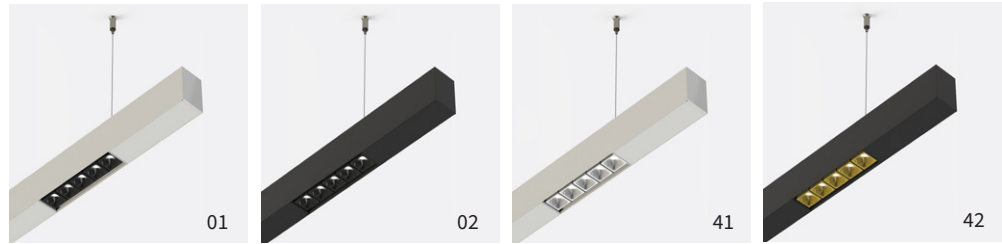


LED

W	L.mm	lm product 3000K	CODE
12,8	580	721	ML300.8 ●●●/##
19,2	860	1082	ML301.8 ●●●/##
25,6	1140	1442	ML302.8 ●●●/##
32	1420	1803	ML303.8 ●●●/##
38,4	1700	2163	ML304.8 ●●●/##
44,8	1985	2524	ML305.8 ●●●/##
51,2	2265	2884	ML306.8 ●●●/##
57,6	2545	3245	ML307.8 ●●●/##
64	2825	3605	ML308.8 ●●●/##

MINIFILE SOSPENSIONE + LEVA

A LUCE DIRETTA / DIRECT LIGHT

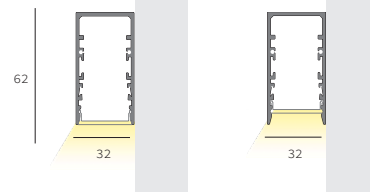


W	L.mm	Kg	S20°	F32°	W50°	Z 41°X18°	CODE
22W	1140	1,90	2004	1862	1656	1052	ML322.9 ○●●/##
22W	1420	2,30	2004	1862	1656	1052	ML323.9 ○●●/##
33W	1700	2,80	3006	2793	2484	1578	ML324.9 ○●●/##



MINIFILE

PARETE
WALL



Diffusoreoplanare |
Coplanar diffuser

Diffusore arretrato |
Backward diffuser

VERSIONI DISPONIBILI/AVAILABLE VERSION

● KELVIN

27 2700K

30 3000K

40 4000K

TW Tunable White Dali*

* Note: Disponibile per le seguenti misure: 580, 1140, 1700, 2265mm.. Gli apparecchi con temperatura di colore variabile (Tunable White) vengono forniti comprensivi di alimentatore Dali | Available for the following sizes: 580, 1140, 1700, 2265mm. The devices with variable color temperature (Tunable White) are supplied with integrated Dali power supply.

● DIMMABLE (OPTIONAL)

D Dali Touch & Dimm

SU RICHIESTA ON DEMAND

E Versione ad emergenza | Emergency version

D10 Dimmerabile 1-10V | Dimmable 1-10V

CA Sistema di controllo CASAMBI | CASAMBI control system

/## FINITURA/FINISHING



/01 bianco | white



/02 nero | black



/27 alluminio anodizzato | anodized aluminium

/ ## FINITURA PREMIUM /PREMIUM FINISHING



/81 oro rosa shine/shine rose gold



/82 bronzo/ bronze



/83 ottone spazzolato/ brushed brass

COMPOSIZIONE CODICE: xxx.x ●●/##

HOW TO CREATE THE CODE: F1000.827SD/01


CODE

F1000.8 ● ● ● /## — finishing


base code kelvin beam dimmable

MINIFILE PARETE

A LUCE DIRETTA E DIFFUSA / DIRECT AND DIFFUSED LIGHT



L



LED

W	L.mm	lm product 3000K	CODE
12,8	580	721	ML400.8 ●●● /##
19,2	860	1082	ML401.8 ●●● /##
25,6	1140	1442	ML402.8 ●●● /##
32	1420	1803	ML403.8 ●●● /##
38,4	1700	2163	ML404.8 ●●● /##
44,8	1985	2524	ML405.8 ●●● /##
51,2	2265	2884	ML406.8 ●●● /##
57,6	2545	3245	ML407.8 ●●● /##
64	2825	3605	ML408.8 ●●● /##

TRIMLESS RECESSED

WALL

SUSPENSION

RECESSED

MINIFILE SISTEMA / SYSTEM

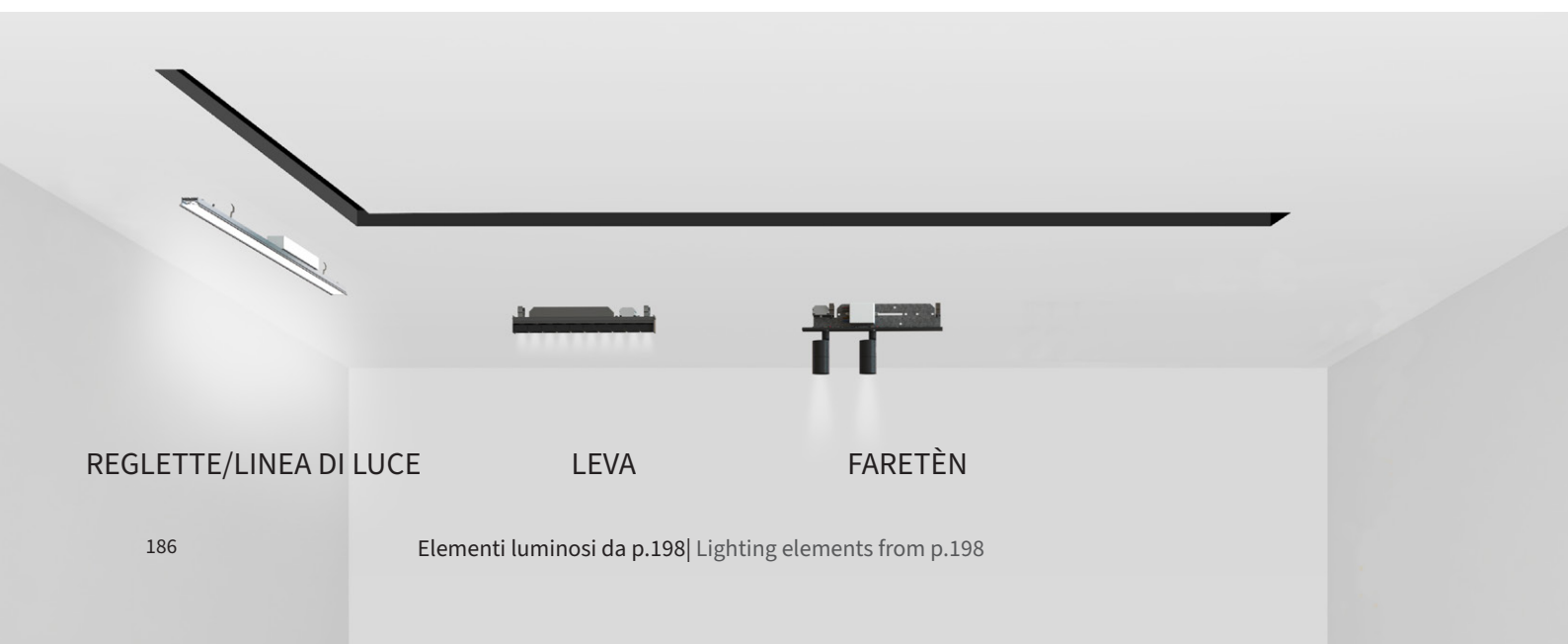
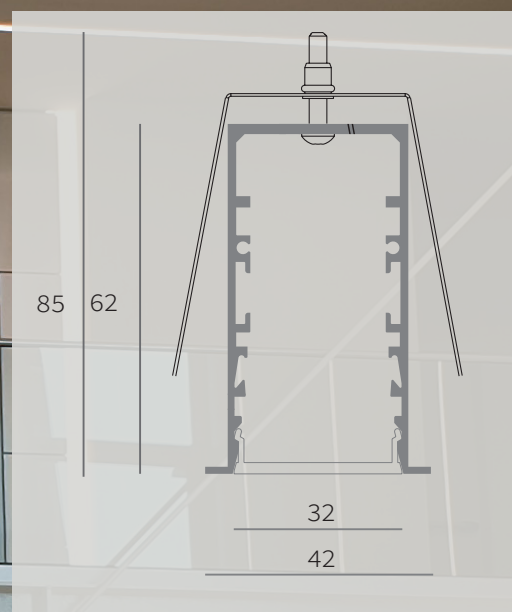
CEILING

WALLWASHER

MINIFILE

SISTEMA INCASSO

RECESSED SYSTEM



REGLETTE/LINEA DI LUCE

LEVA

FARETÈN



L.mm	CODE
1000	LTM0IN.1000/##
2000	LTM0IN.2000/##
3000	LTM0IN.3000/##
-----	LTM0IN.misura/##

COPPIA DI TESTATE PER PROFILO INCASSO / COUPLE OF CLOSURE HEADS



CODE
LTM117 /##

MOLLA DI FISSAGGIO PROFILO PER INCASSO / FIXING SPRING FOR RECESSED VERSION



CODE
LTM118

Molla singola per fissare il profilo lineare al controsoffitto. Una ogni metro, min. 2 | Single spring for fixing the linear profile on the false-ceiling. One every meter, 2 pcs min.

GIUNTI LINEARI COPPIA / LINEAR JOINT COUPLE



CODE
LTM211

COPPIA GIUNTI ANGOLARI / ANGLE CONNECTOR COUPLE



CODE
LTM211.90

COPPIA GIUNTI ANGOLARI PER INSTALLAZIONE SU PIANI DIVERSI
ANGLE CONNECTOR COUPLE FOR DIFFERENT PLANES INSTALLATION



CODE
LTM211.90P

DIFFUSORE IN POLICARBONATO OPALINO / OPAL WHITE POLYCARBONATE DIFFUSER



L.mm	CODE
1000	LTM044.1000
2000	LTM044.2000
3000	LTM044.3000
-----	LTM044.misura

PIASTRA DI CHIUSURA IN ESTRUSO DI ALLUMINIO / EXTRUDED ALUMINIUM CLOSING COVER



Molle incluse/springs included	L.mm	CODE
n. 2	1000	FM6.1000/##
n.3	2000	FM6.2000/##
n.4	3000	FM6.3000/##
-----	-----	FM6.misura/##

MOLLA PER PIASTRA CHIUSURA / SPRING FOR CLOSING COVER

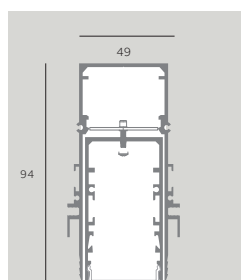


CODE
FM.MLC

Una molla ogni 70 cm da ordinare solo in caso di tagli della piastra di chiusura | One spring every 70 cm. To be ordered in case of cut of the closing cover.

PER INSTALLAZIONE A LATERIZIO / CALCESTRUZZO FOR BRICK WALLS / CONCRETE INSTALLATION

CASSAFORMA "CONTAINER" / "CONTAINER" WALLBOX



Dim.	H	L.mm	CODE
36,60x48,40	93,8	1000	LTMF.1000/27
36,60x48,40	93,8	2000	LTMF.2000/27
36,60x48,40	93,8	3000	LTMF.3000/27
36,60x48,40	93,8	-----	LTMF.misura/27

COPPIA DI TESTATE PER CASSAFORMA / COUPLE OF CLOSURE HEADS FOR WALLBOX



CODE
LTM200.1

STAFFA SINGOLA PER FISSAGGIO MODULO / MODULE FIXING SINGLE BRACKET



CODE
LTM210

Staffa per fissaggio modulo luminoso all'interno della cassaforma. Ordinare 1 al m. (minimo 2 pezzi) | Single bracket to fix the lighting module within the wallbox, order 1 per m. (min. 2 pcs)

FASCETTA REGGICAVO / TIE CABLE LOCKING



CODE
LTSC02

Fascetta reggicavo, ordinare 1 ogni 0,5 m (minimo 2pezzi) | Tie cable locking, order 1 per 0,5 m. (min.2pcs)

COPPIA GIUNTI ANGOLARI PER CASSAFORME/ COUPLE ANGLE CONNECTORS FOR WALLBOX



CODE
LTSC01

info : Vedi la collezione "Container" per scoprire come sviluppare con un unico profilo molteplici soluzioni. | See Container collection to discover how develop different solution with just one profile.

/ ## FINITURA/FINISHING	
	/01 bianco/white
	/02 nero/black
	/27 alluminio anodizzato / anod.alum

MINIFILE

SISTEMA INCASSO RASATO

TRIMLESS RECESSED SYSTEM



REGLETTE/LINEA DI LUCE

LEVA

FARETÒN



L.mm	CODE
1000	LTM00R.1000/01
2000	LTM00R.2000/01
3000	LTM00R.3000/01
-----	LTM00R.misura/01

COPPIA DI TESTATE PER PROFILO INCASSO RASATO / COUPLE OF CLOSURE HEADS FOR TRIMLESS RECESSED PROFILE



CODE
LTM160/01

STAFFA DI FISSAGGIO PROFILO PER INCASSO RASATO / FIXING BRACKET FOR TRIMLESS RECESSED VERSION



CODE
LTM116

Molla singola per fissare il profilo lineare al controsoffitto. Una ogni metro, min. 2 | Single spring for fixing the linear profile on the false-ceiling. One every meter, 2 pcs min.

GIUNTI LINEARI COPPIA / LINEAR JOINT COUPLE



CODE
LTM211

COPPIA GIUNTI ANGOLARI / ANGLE CONNECTOR COUPLE



CODE
LTM211.90

COPPIA GIUNTI ANGOLARI PER INSTALLAZIONE SU PIANI DIVERSI
ANGLE CONNECTOR COUPLE FOR DIFFERENT PLANES INSTALLATION



CODE
LTM211.90P

DIFFUSORE IN POLICARBONATO OPALINO / OPAL WHITE POLYCARBONATE DIFFUSER



L.mm	CODE
1000	LTM044.1000
2000	LTM044.2000
3000	LTM044.3000
-----	LTM044.misura

PIASTRA DI CHIUSURA IN ESTRUSO DI ALLUMINIO / EXTRUDED ALUMINIUM CLOSING COVER



Molle incluse/springs included	L.mm	CODE
n.2	1000	FM6.1000/##
n.3	2000	FM6.2000/##
n.4	3000	FM6.3000/##
-----	-----	FM6.misura/##

MOLLA PER PIASTRA CHIUSURA / SPRING FOR CLOSING COVER

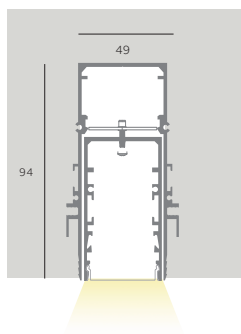


CODE
FM.MLC

Una molla ogni 70 cm da ordinare solo in caso di tagli della piastra di chiusura | One spring every 70 cm. To be ordered in case of cut of the closing cover.

PER INSTALLAZIONE A LATERIZIO / CALCESTRUZZO FOR BRICK WALLS / CONCRETE INSTALLATION

CASSAFORMA "CONTAINER" / "CONTAINER" WALLBOX



Dim.	H	L.mm	CODE
36,60x48,40	93,8	1000	LTMF.1000/27
36,60x48,40	93,8	2000	LTMF.2000/27
36,60x48,40	93,8	3000	LTMF.3000/27
36,60x48,40	93,8	-----	LTMF.misura/27

COPPIA DI TESTATE PER CASSAFORMA / COUPLE OF CLOSURE HEADS FOR WALLBOX



CODE
LTM200.1

STAFFA SINGOLA PER FISSAGGIO MODULO / MODULE FIXING SINGLE BRACKET



CODE
LTM210

Staffa per fissaggio modulo luminoso all'interno della cassaforma. Ordinare 1 al m. (minimo 2 pezzi) | Single bracket to fix the lighting module within the wallbox, order 1 per m. (min. 2 pcs)

FASCETTA REGGICAVO / TIE CABLE LOCKING

Fascetta reggicavo, ordinare 1 ogni 0,5 m (minimo 2pezzi) | Tie cable locking, order 1 per 0,5 m. (min.2pcs)



CODE
LTSC02






COPPIA GIUNTI ANGOLARI PER CASSAFORME/ COUPLE ANGLE CONNECTORS FOR WALLBOX

CODE
LTSC01

info: Vedi la collezione "Container" per scoprire come sviluppare con un unico profilo molteplici soluzioni. | See Container collection to discover how develop different solution with just one profile.

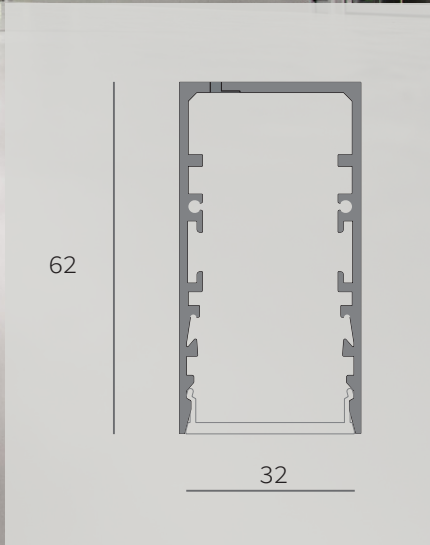
/ ## FINITURA/FINISHING

-  /01 bianco/white
-  /02 nero/black
-  /27 alluminio anodizzato / anod.alum

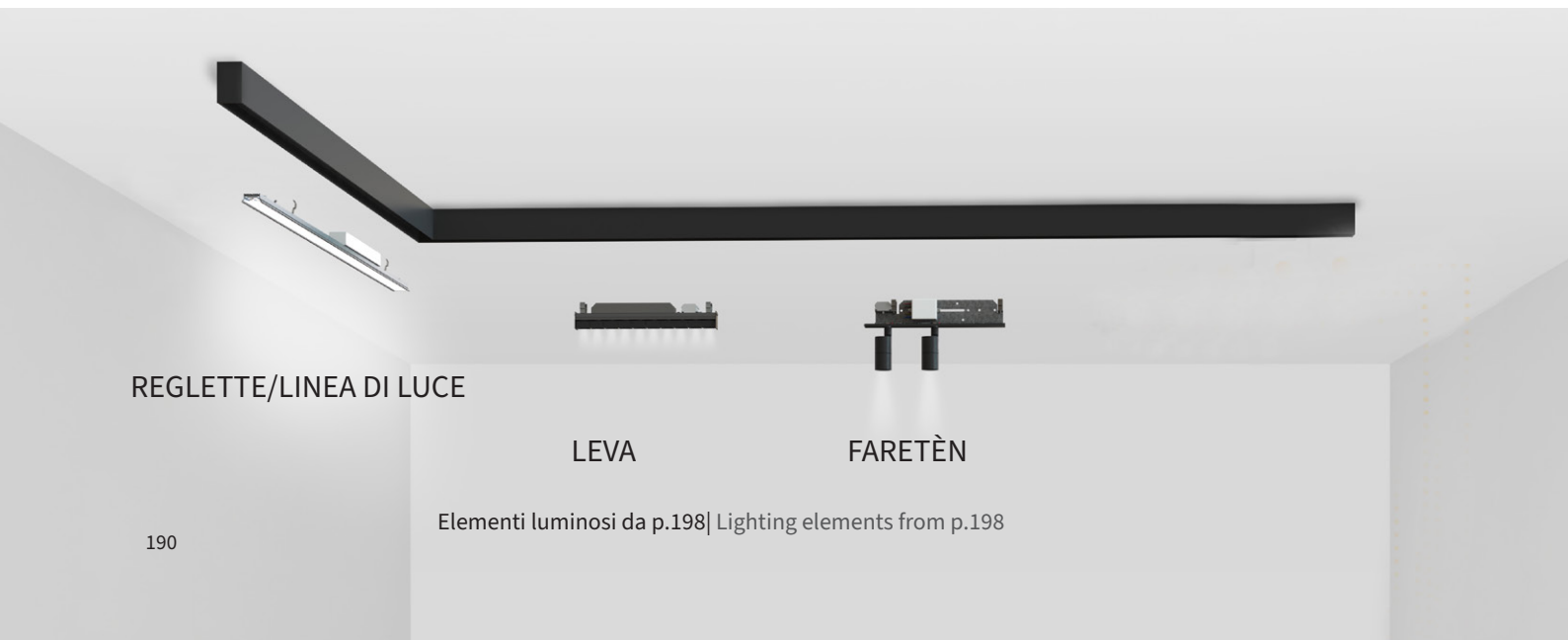
MINIFILE

SISTEMA SOFFITTO

CEILING SYSTEM



UFFICI ROMA



REGLETTE/LINEA DI LUCE

LEVA

FARETÈN

Elementi luminosi da p.198 | Lighting elements from p.198



L.mm	CODE
1000	LTM00.1000/##
2000	LTM00.2000/##
3000	LTM00.3000/##
-----	LTM00.misura/##

COPPIA DI TESTATE PER PROFILO INCASSO / COUPLE OF CLOSURE HEADS



CODE
LTM049P /##

GIUNTI LINEARI COPPIA / LINEAR JOINT COUPLE



CODE
LTM211

COPPIA GIUNTI ANGOLARI / ANGLE CONNECTOR COUPLE



CODE
LTM211.90

COPPIA GIUNTI ANGOLARI PER INSTALLAZIONE SU PIANI DIVERSI / ANGLE CONNECTOR COUPLE FOR DIFFERENT PLANES INSTALLATION



CODE
LTM211.90P

DIFFUSORE IN POLICARBONATO OPALINO / OPAL WHITE POLYCARBONATE DIFFUSER



L.mm	CODE
1000	LTM044.1000
2000	LTM044.2000
3000	LTM044.3000
-----	LTM044.misura

PIASTRA DI CHIUSURA IN ESTRUSO DI ALLUMINIO / EXTRUDED ALUMINIUM CLOSING COVER



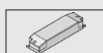
Molle incluse/springs included	L.mm	CODE
n. 2	1000	FM6.1000/##
n. 3	2000	FM6.2000/##
n. 4	3000	FM6.3000/##
-----		FM6.misura/##

MOLLA PER PIASTRA CHIUSURA / SPRING FOR CLOSING COVER



CODE
FM.MLC

Una molla ogni 70 cm da ordinare solo in caso di tagli della piastra di chiusura | One spring every 70 cm. To be ordered in case of cut of the closing cover.



DRIVERS VEDI | SEE P.447

/ ## FINITURA/FINISHING

	/01 bianco/white
	/02 nero/black
	/27 alluminio anodizzato /anodized aluminium

/ ## FINITURA PREMIUM /PREMIUM FINISHING

	/81 oro rosa shine/shine rose gold
	/82 bronzo/ bronze
	/83 ottone spazzolato/ brushed brass


MINIFILE

SISTEMA SOSPENSIONE

SUSPENSION SYSTEM



UFFICI ROMA



REGLETTE/LINEA DI LUCE



LEVA



FARETÈN

PROFILO VUOTO SOSPENSIONE / SUSPENSION EMPTY PROFILE



L.mm	CODE
1000	LTM01.1000/##
2000	LTM01.2000/##
3000	LTM01.3000/##
-----	LTM01.misura/##

COPPIA DI TESTATE PER PROFILO INCASSO / COUPLE OF CLOSURE HEADS



CODE
LTM049P/##

GIUNTI LINEARI COPPIA / LINEAR JOINT COUPLE



CODE
LTM211

KIT SOSPENSIONE IN ACCIAIO L.2000MM / STEEL SUSPENSION KIT



CODE
LTM047

KIT ALIMENTAZIONE COMPLETO DI ROSONE / POWER CABLE KIT WITH CEILING CANOPY



L.mm	Dim.	CODE
2000	3X0,75	LTM048.3/01
2000	4X0,75	LTM048.4/01
2000	5X0,75	LTM048.5/01
2000	7X0,75	LTM048.7/01
2000	9X0,75	LTM048.9/01

DIFFUSORE IN POLICARBONATO OPALINO / OPAL WHITE POLYCARBONATE DIFFUSER



L.mm	CODE
1000	LTM044.1000
2000	LTM044.2000
3000	LTM044.3000
-----	LTM044.misura

PIASTRA DI CHIUSURA IN ESTRUSO DI ALLUMINIO / EXTRUDED ALUMINIUM CLOSING COVER



Molle incluse/springs included	L.mm	CODE
n. 2	1000	FM6.1000/##
n.3	2000	FM6.2000/##
n.4	3000	FM6.3000/##
-----	-----	FM6.misura/##

MOLLA PER PIASTRA CHIUSURA / SPRING FOR CLOSING COVER

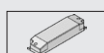


CODE
FM.MLC

Una molla ogni 70 cm da ordinare solo in caso di tagli della piastra di chiusura | One spring every 70 cm. To be ordered in case of cut of the closing cover.






ELEMENTI LUMINOSI /LIGHT ELEMENTS P.198






DRIVERS VEDI | SEE P.447

/ ## FINITURA /FINISHING

	/01 bianco/white
	/02 nero/black
	/27 alluminio anodizzato /anodized aluminium

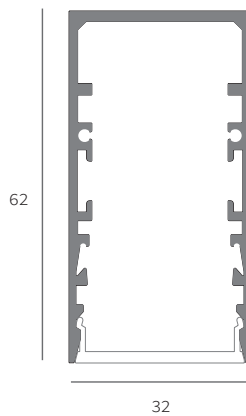
/ ## FINITURA PREMIUM /PREMIUM FINISHING

	/81 oro rosa shine/shine rose gold
	/82 bronzo/ bronze
	/83 ottone spazzolato/ brushed brass

MINIFILE

SISTEMA PARETE

WALL SYSTEM



PROFILO VUOTO PARETE / SUSPENSION EMPTY PROFILE



L.mm	CODE
1000	LTM02.1000/##
2000	LTM02.2000/##
3000	LTM02.3000/##
-----	LTM02.misura/##

COPPIA DI TESTATE PER PROFILO INCASSO / COUPLE OF CLOSURE HEADS



CODE
LTM049P/##

GIUNTI LINEARI COPPIA / LINEAR JOINT COUPLE



CODE
LTM211

COPPIA GIUNTI ANGOLARI / ANGLE CONNECTOR COUPLE



CODE
LTM211.90

DIFFUSORE IN POLICARBONATO OPALINO / OPAL WHITE POLYCARBONATE DIFFUSER



L.mm	CODE
1000	LTM044.1000
2000	LTM044.2000
3000	LTM044.3000
-----	LTM044.misura

PIASTRA DI CHIUSURA IN ESTRUSO DI ALLUMINIO / EXTRUDED ALUMINIUM CLOSING COVER



Molle incluse/springs included	L.mm	CODE
n.2	1000	FM6.1000/##
n.3	2000	FM6.2000/##
n.4	3000	FM6.3000/##
-----	-----	FM6.misura/##

MOLLA PER PIASTRA CHIUSURA / SPRING FOR CLOSING COVER

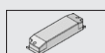


CODE
FM.MLC

Una molla ogni 70 cm da ordinare solo in caso di tagli della piastra di chiusura | One spring every 70 cm. To be ordered in case of cut of the closing cover.






ELEMENTI LUMINOSI /LIGHT ELEMENTS P.198






DRIVERS VEDI | SEE P.447

/ ## FINITURA/FINISHING

	/01 bianco/white
	/02 nero/black
	/27 alluminio anodizzato /anodized aluminium

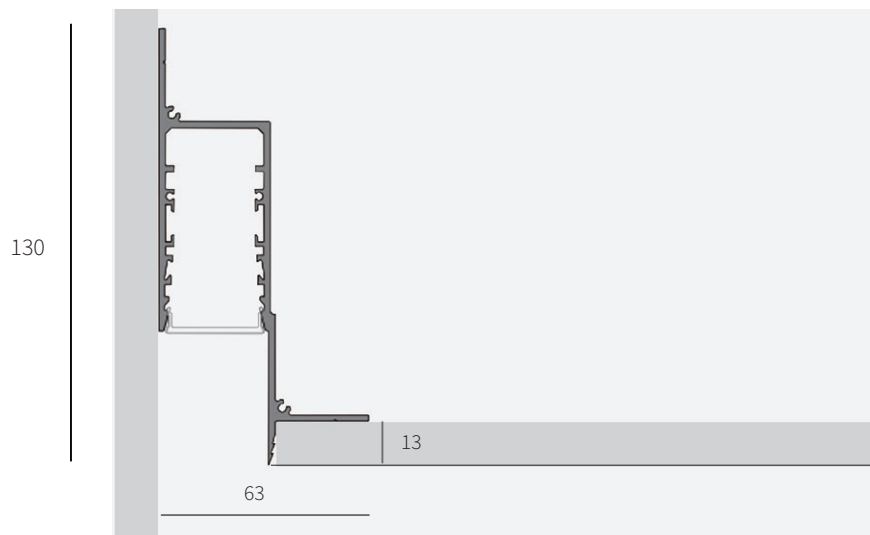
/ ## FINITURA PREMIUM /PREMIUM FINISHING

	/81 oro rosa shine/shine rose gold
	/82 bronzo/ bronze
	/83 ottone spazzolato/ brushed brass

MINIFILE

SISTEMA PERIMETRALE

PERIMETRIC SYSTEM



PROFILO VUOTO / EMPTY PROFILE



L.mm	CODE
1000	LTM03.1000/01
2000	LTM03.2000/01
3000	LTM03.3000/01
-----	LTM03.misura/01

COPPIA DI TESTATE PER PROFILO INCASSO / COUPLE OF CLOSURE HEADS



CODE
LTM300 /01

GIUNTI LINEARI COPPIA / LINEAR JOINT COUPLE




CODE
LTM211

COPPIA GIUNTI ANGOLARI/ COUPLE OF SPRINGS FOR CLOSING COVER



CODE
LTM211.90

DIFFUSORE IN POLICARBONATO OPALINO / OPAL WHITE POLYCARBONATE DIFFUSER



L.mm	CODE
1000	LTM044.1000
2000	LTM044.2000
3000	LTM044.3000
-----	LTM044.misura

PIASTRA DI CHIUSURA IN ESTRUSO DI ALLUMINIO / EXTRUDED ALUMINIUM CLOSING COVER



Molle incluse/springs included	L.mm	CODE
n.2	1000	FM6.1000/##
n.3	2000	FM6.2000/##
n.4	3000	FM6.3000/##
	-----	FM6.misura/##

MOLLA PER PIASTRA CHIUSURA / SPRING FOR CLOSING COVER

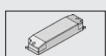


CODE
FM.MLC

Una molla ogni 70 cm da ordinare solo in caso di tagli della piastra di chiusura | One spring every 70 cm. To be ordered in case of cut of the closing cover.



ELEMENTI LUMINOSI /LIGHT ELEMENTS P.198



DRIVERS VEDI | SEE P.447

/## FINITURA/FINISHING



/01 bianco | white



/02 nero | black

MINIFILE

ELEMENTI LUMINOSI/LIGHT ELEMENTS

REGLETTE

REGLETTE LED 24W/M / 24W/M LED BATTEN



LED 24W/m	W	L.mm	lm product 3000K with opal diffuser	CODE
	12,8	560	721	R18MM0.8** ●●
	19,2	840	1082	R18MM0.8 ●●●
	25,6	1120	1442	R18MM0.8 ●●●●
	32	1400	1803	R18MM0.8 ●●●●●
	38,4	1680	2163	R18MM0.8 ●●●●●●

Alimentatore incluso | Driver included

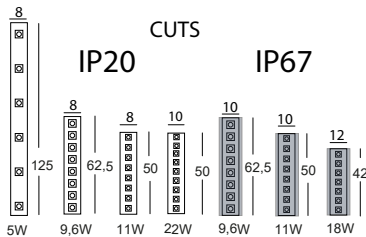
* Note: Disponibile per le seguenti misure: 560, 1120, 1680 mm. Gli apparecchi con temperatura di colore variabile (Tunable White) vengono forniti comprensivi di alimentatore DALI | Available for the following sizes: 560, 1120, 1680 mm. The devices with variable color temperature (Tunable White) are supplied with integrated DALI power supply.
 ** Attenzione: non abbinare le reglette dimmerabili con codici R18MM0.8#D alle altre reglette di misura superiore perché potrebbero avere un comportamento differente durante la dimmerazione.
 ** Attention: do not combine dimmable modules with codes R18MM0.8#D with other larger modules because they might have different dimming results.

LINEA DI LUCE

LINEA DI LUCE DA 5 METRI/ LED LINE 5 METERS ROLL



Linea di luce Led IP20 24V	W/m	V	Led/m	lm/m	lm/W	CRI	IP	L.mm	CODE
	5,5	24	60	270	49	80	20	5000	ST05.0.5
	9,6	24	120	540	56	80	20	5000	ST10.0.5
	11	24	180	1200	109	80	20	5000	ST11.0.5
	22	24	168	3015	139	80	20	5000	ST22.0.5
	13+13	24	80+80	2120+2230	2700-6500K	cut 50mm	20	5000	ST22.TW.5




Linea di luce Led IP67 24V	W/m	V	Led/m	lm/m	lm/W	CRI	IP	L.mm	CODE
	9,6	24	120	540	56	80	67	5000	ST10.0.5IP
	11	24	160	1660	151	80	67	5000	ST15.0.5IP
	18	24	168	1964	109	80	67	5000	ST20.0.5IP

Strip led ad alta efficienza con biadesivo e supporto di larghezza 8-12 mm su bobina da 5 metri, da alimentare con driver stabilizzati in tensione da 24Vdc. Classe di isolamento III. | High efficiency strip led with biadhesive and support of 8-12 mm wide on 5 meters roll. To be fed with 24Vdc voltage-stabilized driver. Insulation class III.

Linea di luce RGB - RGBW 24V	W/m	V	Led/m	lm/m	Beam	Type	CUT	L.mm	CODE
	95W	24	60	270	120°	RGB + White 3000K	100	5000	ST20.RGBW.5
	100W	24	120	540		RGB + White 2700K	100	5000	ST19.RGBW.5IP
	100W	24	168	3015		RGB + White 2700K	100	5000	ST19.RGBW.5

DISSIPATORE DIRETTO PER STRIP LED/ DIRECT EMISSION HEATSINK FOR STRIP LED



molle incluse/ included springs	L.mm	CODE
n.2	1000	LTMC.1000/27
n.3	2000	LTMC.2000/27
n.3	3000	LTMC.3000/27
-----	-----	LTMC.misura/27

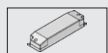
MOLLA SINGOLA PER DISSIPATORE/ SINGLE SPRING FOR HEATSINK



CODE
LTMC.ML

1 ogni metro / 1 every meter

In caso di tagli ordinare altre molle / Should you need to cut on-site, please order more springs



DRIVERS VEDI | SEE P. 447

VERSIONI DISPONIBILI/AVAILABLE VERSION

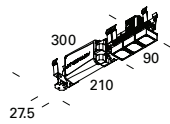
- KELVIN
- KELVIN
- DIMMABLE (OPTIONAL)
- 27 2700K
- 27 2700K
- D Dali Touch & Dimm
- 30 3000K
- 30 3000K
- 40 4000K
- 40 4000K
- TW Tunable White Dali*

COMPOSIZIONE CODICE: xxx.x●●/##
HOW TO CREATE THE CODE: **F1000.827D/01**



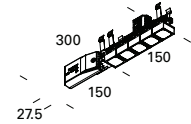
* Note: Disponibile per le seguenti misure: 580, 1140, 1700, 2265mm.. Gli apparecchi con temperatura di colore variabile (Tunable White) vengono forniti comprensivi di alimentatore Dali | Available for the following sizes: 580, 1140, 1700, 2265mm. The devices with variable color temperature (Tunable White) are supplied with integrated Dali power supply.

MODULO LEVA 3 / 3 LAMPS MODULE



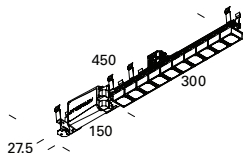

LED		lm product/beam 3000K				
W	Dim.	S20°	F32°	W50°	Z41°X18°	CODE
6,6	27,5x300	759	546	601	469	LV132.9 ●●●/##

MODULO LEVA 5 / 5 LAMPS MODULE



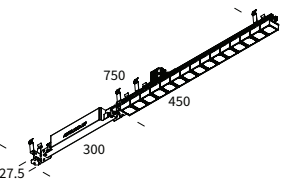
LED		lm product/beam 3000K				
W	Dim.	S20°	F32°	W50°	Z41°X18°	CODE
11	27,5x300	1266	911	1001	781	LV133.9 ●●●/##

MODULO LEVA 10 / 10 LAMPS MODULE



LED		lm product/beam 3000K				
W	Dim.	S20°	F32°	W50°	Z41°X18°	CODE
22	27,5x450	2532	1821	2002	1562	LV134.9 ●●●/##

MODULO LEVA 15 / 15 LAMPS MODULE



LED		lm product/beam 3000K				
W	Dim.	S20°	F32°	W50°	Z41°X18°	CODE
33	27,5x750	3797	2732	3003	2344	LV135.9 ●●●/##

VERSIONI DISPONIBILI/AVAILABLE VERSION

○ KELVIN

- 27 2700K
- 30 3000K
- 40 4000K

● FASCIO/BEAM

- S** Spot 20°
- F** Flood 32°
- W** Wide 50°
- Z** Asymmetric 41° x 18°

● DIMMABLE (OPTIONAL)

- D** Dali Touch & Dimm

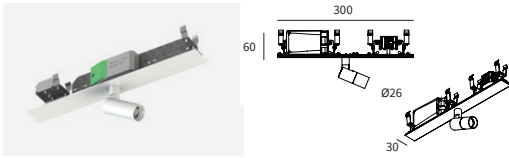
/## FINITURA/FINISHING

- /01 bianco | white
- /02 nero | black
- /04 oro | gold

COMPOSIZIONE CODICE: xxx.x ●●●/##
HOW TO CREATE THE CODE: **F1000.827SD/01**



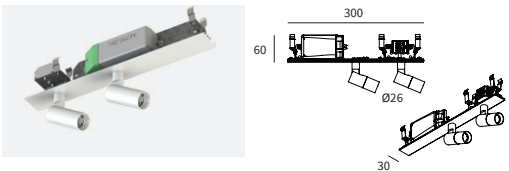
FARETÈN SISTEMA FOCUS 21S /



LED		lm product/beam 3000K			CODE
W	∅	H	L.mm	F27°	
5,5	26	60	300x30	571	FR065.9 ●●●/##

● Disponibile solo fascio F | Available only F beam


FARETÈN SISTEMA FOCUS 22S /



LED		lm product/beam 3000K			CODE
W	∅	H	L.mm	F27°	
2x5,5	26	60	300x30	1142	FR066.9 ●●●/##

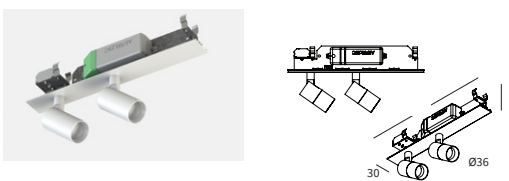
● Disponibile solo fascio F | Available only F beam

FARETÈN SISTEMA FOCUS 31S



LED		lm product/beam 3000K			CODE
W	∅	H	L.mm	S19° F28° Z18°x38°	
8	36	60	300x30	665 695 508	FR060.9 ●●●/##

FARETÈN SISTEMA FOCUS 32S



LED		lm product/beam 3000K			CODE
W	∅	H	L.mm	S19° F28° Z18°x38°	
2x8	36	60	300x30	1330 1390 1016	FR061.9 ●●●/##

VERSIONI DISPONIBILI/AVAILABLE VERSION

○ KELVIN

27 2700K

30 3000K

40 4000K

○ FASCIO/BEAM



S Spot



F Flood



Z Asymmetric

Per i gradi vedere in tabella - For degree check the table

● DIMMABLE (OPTIONAL)

D Dali Touch & Dimm

/ ## FINITURA/FINISHING



/01 bianco/white



/02 nero/black

/ ## FINITURA PREMIUM /PREMIUM FINISHING



/81 oro rosa shine/shine rose gold



/82 bronzo/ bronze



/83 ottone spazzolato/ brushed brass

COMPOSIZIONE CODICE: xxx.x ●●●/##

HOW TO CREATE THE CODE: **F1000.827SD/01**

CODE



