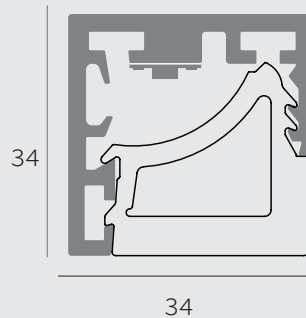




MOODWORLD, LADISPOLI
PHOTO: MARCO REGGI



FILE FLEX
A SHAPE INVENTING LIGHT



1:1

SEZIONE PROFILO/SECTION PROFILE

FILE FLEX

File Flex identifica una famiglia di apparecchi illuminanti installabili a parete, a soffitto e a sospensione, costituiti da un profilo in estruso di alluminio dalle forme curvilinee. Sono disponibili versioni con sorgente lineare LED con diffusore in silicone estruso flessibile opale per luce diffusa, versioni con proiettori LED per luce d'accento ed equipaggiati con downlight multi ottica della serie Leva. Le versioni a soffitto e a sospensione devono essere completate con accessori obbligatori. Disponibile in moduli finiti o sistema modulare.

File Flex identifies a family of lighting fixtures that can be installed on the wall, ceiling and suspended, consisting of an extruded aluminum profile with curvilinear shapes. The following options are available: with LED linear source with diffuser in extruded flexible opal silicone for diffused light, with LED spotlights for accent light and with multi-optics downlight of the Leva series. The ceiling and suspended versions must be completed with mandatory accessories. Available default modules and modular system.



UK CONFORMITY ASSESSMENT E EUROPEAN CERTIFICATION / UK CONFORMITY ASSESSMENT AND EUROPEAN CERTIFICATION



PRODOTTI COSTRUITI CON MATERIALE RICICLABILE / PRODUCTS MADE OF RECYCLABLE MATERIAL



GARANZIA DI 5 ANNI / 5-YEAR WARRANTY



DIFFUSORE IN SILICONE OPALE / SILICON OPALE DIFFUSER

FINITURE STANDARD / STANDARD FINISHINGS



01-BIANCO/
WHITE



02-NERO/
BLACK



36-ORO/
GOLD

FINITURE PREMIUM / PREMIUM FINISHINGS



81-ORO ROSA/
ROSE GOLD



82-BRONZO/
BRONZE



83-OTTONE SATINATO /
BRUSHED BRASS

KELVIN



27 - 2700°K



30 - 3000°K



40 - 4000°K

FASCIO/BEAM



SPOT 20°



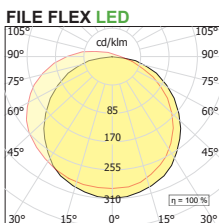
FLOOD 32°



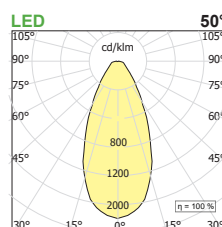
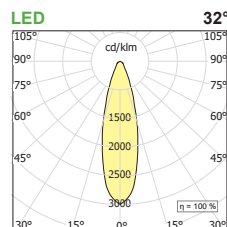
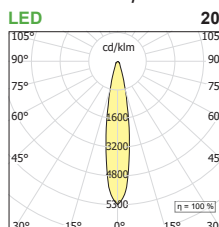
WIDE 50°

CURVE FOTOMETRICHE / PHOTOMETRIC DATA

LUCE DIFFUSA / DIFFUSED LIGHT



LUCE SPOT / SPOT LIGHT






SQUARE CEILING



CIRCLE SUSPENSION "O"




CIRCLE SUSPENSION "V"



FILE FLEX MODULI FINITI



CIRCLE CEILING



SQUARE SUSPENSION

FILE FLEX



STAND ALONE MODULES



MOODWORLD, LADISPOLI
PHOTO: MARCO REGGI



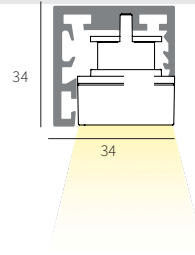
MOOD

FILE FLEX



FILE FLEX SQUARE

SOFFITTO
CEILING






VERSIONI DISPONIBILI/AVAILABLE VERSION

- **KELVIN**
- 27 2700K
- 30 3000K
- 40 4000K




- **FASCIO/BEAM**

- S** Spot 20°
- F** Flood 32°
- W** Wide 50°

/ ## FINITURA/FINISHING

-  /01 bianco/white
-  /02 nero/black
-  /36 oro/gold

/ ## FINITURA PREMIUM /PREMIUM FINISHING

-  /81 oro rosa shine/shine rose gold
-  /82 bronzo/ bronze
-  /83 ottone spazzolato/ brushed brass

COMPOSIZIONE CODICE: xxx.x ●●/##

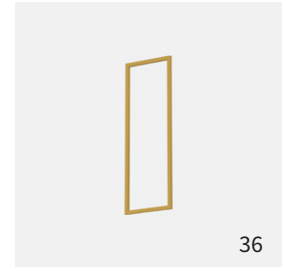
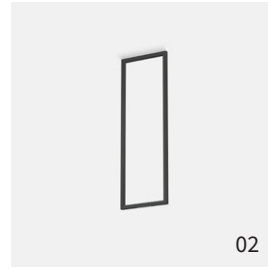

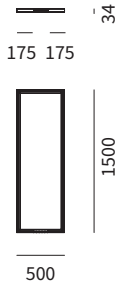
HOW TO CREATE THE CODE: **F1000.827S/01**

CODE

F1000.8 ● ● /## — finishing

base code kelvin beam

FILE FLEX SQUARE SOFFITTO/CEILING P515



LED

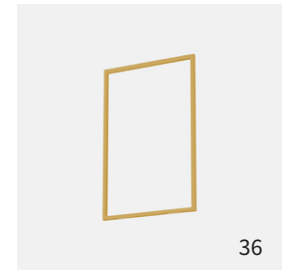

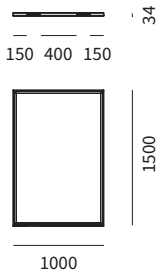
W	mA	Dim.	H	Kg
11	700	500	1500	5

lm product/beam 3000K

S 20°	F 32°	W 50°	CODE
1000	931	828	FXP01.9 ●●/##

FILE FLEX

FILE FLEX SQUARE SOFFITTO/CEILING P1015



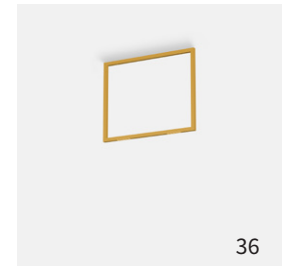


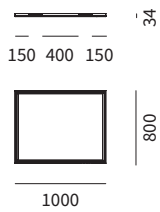
LED

W	mA	Dim.	H	Kg
22	700	1000	1500	6,2

lm product/beam 3000K

S 20°	F 32°	W 50°	CODE
2000	1862	1656	FXP02.9 ●●/##

FILE FLEX SQUARE SOFFITTO/CEILING P108



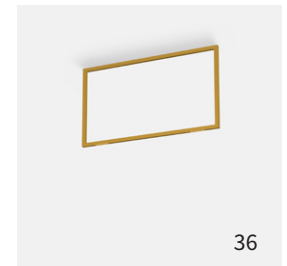
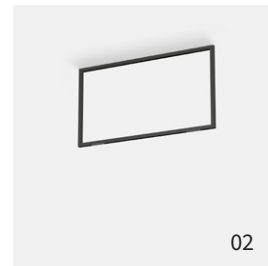

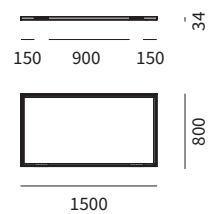
LED

W	mA	Dim.	H	Kg
22	700	1000	800	4,6

lm product/beam 3000K

S 20°	F 32°	W 50°	CODE
2000	1862	1656	FXP03.9 ●●/##

FILE FLEX SQUARE SOFFITTO/CEILING P158

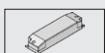


LED

W	mA	Dim.	H	Kg
22	700	1500	800	5,9

lm product/beam 3000K

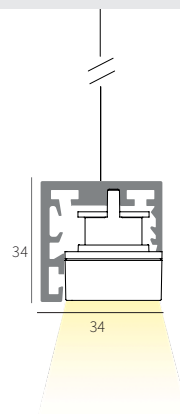
S 20°	F 32°	W 50°	CODE
2000	1862	1656	FXP04.9 ●●/##



DRIVERS VEDI | SEE P.447 **700**

FILE FLEX SQUARE

SOSPENSIONE
SUSPENSION



VERSIONI DISPONIBILI/AVAILABLE VERSION

● KELVIN

27 2700K

30 3000K

40 4000K

● FASCIO/BEAM



S Spot 20°

F Flood 32°

W Wide 50°

/ ## FINITURA/FINISHING



/01 bianco/white



/02 nero/black



/36 oro/gold

/ ## FINITURA PREMIUM /PREMIUM FINISHING



/81 oro rosa shine/shine rose gold



/82 bronzo/ bronze



/83 ottone spazzolato/ brushed brass

/ ## FINITURA ROSONI/ FINISHING CANOPY



/01 bianco/white



/02 nero/black

COMPOSIZIONE CODICE: xxx.x ●●/##

HOW TO CREATE THE CODE: F1000.827S/01

CODE

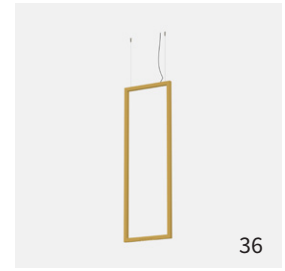
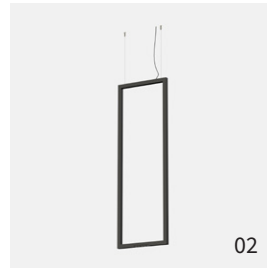
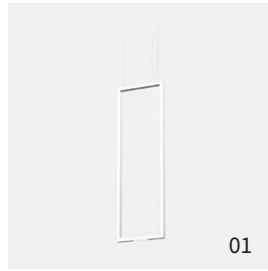
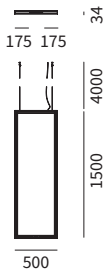
F1000.8 ● ● /## — finishing

base code

kelvin

beam

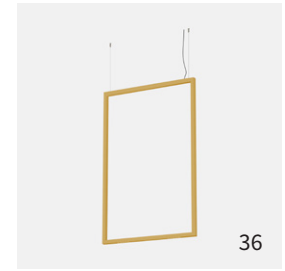
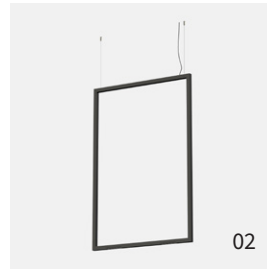
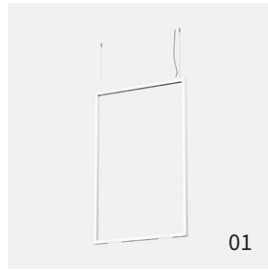
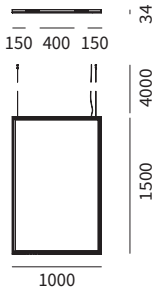
FILE FLEX SQUARE SOSPENSIONE/SUSPENSION S515



LED		lm product/beam 3000K		
W	mA Dim. H	Kg	S 20° F 32° W 50°	CODE
11	700 500 1500+4000	5	1000 931 828	FXS01.9 ●●/##


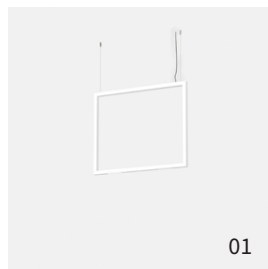
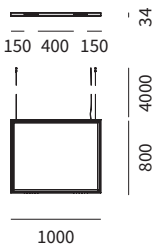
FILE FLEX

FILE FLEX SQUARE SOSPENSIONE/SUSPENSION S1015



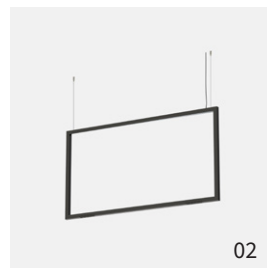
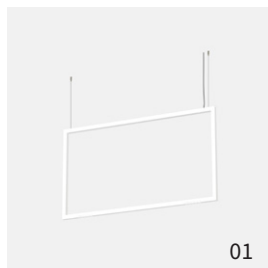
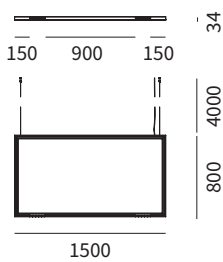
LED		lm product/beam 3000K		
W	mA Dim. H	Kg	S 20° F 32° W 50°	CODE
22	700 1000 1500+4000	6,2	2000 1862 1656	FXS02.9 ●●/##

FILE FLEX SQUARE SOSPENSIONE/SUSPENSION S108



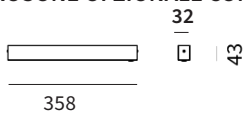
LED		lm product/beam 3000K		
W	mA Dim. H	Kg	S 20° F 32° W 50°	CODE
22	700 1000 800+4000	4,6	2000 1862 1656	FXS03.9 ●●/##

FILE FLEX SQUARE SOSPENSIONE/SUSPENSION S158

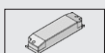


LED		lm product/beam 3000K		
W	mA Dim. H	Kg	S 20° F 32° W 50°	CODE
22	700 1500 800+4000	5,9	2000 1862 1656	FXS04.9 ●●/##

ROSONE OPZIONALE CON ALIMENTATORE ON/OFF/ OPTIONAL CANOPY, DRIVER ON/OFF INCLUDED



W	mA	mm	H	CODE
MAX 38W	700	358 x 32	42	FXS100/##

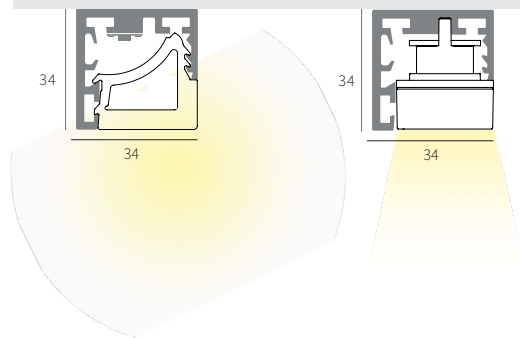


DRIVERS VEDI | SEE P.447 **700**



FILE FLEX CIRCLE

SOFFITTO
CEILING



VERSIONI DISPONIBILI/AVAILABLE VERSION

- **KELVIN** ○ **KELVIN**
- 27 2700K 30 3000K
- 30 3000K 40 4000K
- 40 4000K




● FASCIO/BEAM

- S** Spot 20°
- F** Flood 32°
- W** Wide 50°




● DIMMABLE (OPTIONAL)

- D** Dali Touch & Dimm
- D10** Dimmerabile 1-10V / Dimmable 1-10V





/ ## FINITURA/FINISHING

-  /01 bianco | white
-  /02 nero | black
-  /36 oro | gold

/ ## FINITURA PREMIUM /PREMIUM FINISHING

-  /81 oro rosa shine/shine rose gold
-  /82 bronzo/ bronze
-  /83 ottone spazzolato/ brushed brass

VERSIONI CON LEVA | MODEL WITH LEVA

-  /01 telaio bianco, ottica nera | white frame, black optic
-  /02 telaio nero, ottica nera | black frame, black optic
-  /41 telaio bianco, ottica bianca | white frame, white optic
-  /42 telaio nero, ottica oro | black frame, gold optic


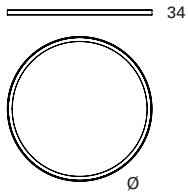
COMPOSIZIONE CODICE: xxx.x ●●●/##

HOW TO CREATE THE CODE: **F1000.827SD/01**

CODE

F1000.8 — ● — ● — ● — /## — finishing
 | kelvin | beam | dimmable
 base code

FILE FLEX CIRCLE SOFFITTO/CEILING - 24V
 LUCE DIRETTA E DIFFUSA / DIRECT AND DIFFUSED LIGHT



LED

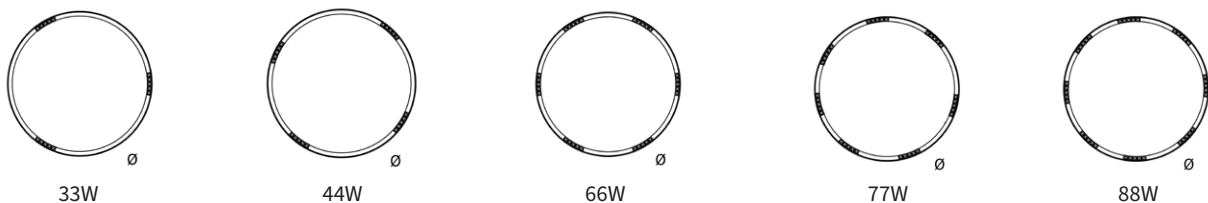
W	Ø	Kg	lm/Prod. 3000K	CODE
33	500	2,5	1886	FXA31.8 ○/##
53	800	3,9	3068	FXA32.8 ○/##
67	1000	4,8	3860	FXA33.8 ○/##
81	1200	5,9	4666	FXA34.8 ○/##
101	1500	8,0	5880	FXA35.8 ○/##
121	1800	8,9	7068	FXA36.8 ○/##
169	2500	12,2	9867	FXA37.8 ○/##
203	3000	14,8	11887	FXA38.8 ○/##

Note: Da completare con alimentatore | To be completed with power supply
 Il prodotto di diametro 2500/3000 verrà consegnato in 2 o più parti assemblabili | Please note the products of 2500/3000 diameter will be delivered in 2 or more parts.

FILE FLEX CIRCLE SOFFITTO/CEILING - 48V
 A LUCE DIRETTA / DIRECT LIGHT



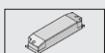
34



LED

W	Ø	Kg	lm product/beam 3000K			CODE
			S 20°	F 32°	W 50°	
33	500	2,4	3000	2793	2484	FXC01.9 ●●●/##
44	800	3,8	4000	3724	3312	FXC02.9 ●●●/##
66	1000	4,7	6000	5586	4968	FXC03.9 ●●●/##
77	1200	5,8	7000	6517	5796	FXC04.9 ●●●/##
88	1500	7,9	8000	7448	6624	FXC05.9 ●●●/##

Da completare con alimentatore | To be completed with power supply
 Per le versioni D e D10 abbinare driver 48V ON/OFF. | For versions D and D10 combine 48V ON / OFF drivers



DRIVERS VEDI | SEE P.447

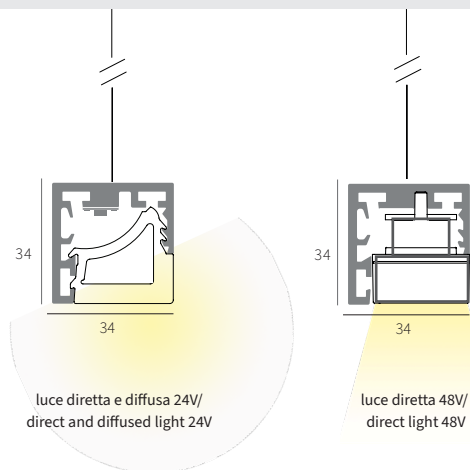




FILE FLEX CIRCLE

SOSPENSIONE
SUSPENSION

CANTINA CUCINA - CEFALÙ
PHOTO ALDO BELVEDERE



VERSIONI DISPONIBILI/AVAILABLE VERSION

- **KELVIN**
- 27 2700K
- 30 3000K
- 40 4000K

● FASCIO/BEAM

- S** Spot 20°
- F** Flood 32°
- W** Wide 50°

● DIMMABLE (OPTIONAL)

- D** Dali Touch & Dimm
- D10** Dimmerabile 1-10V / Dimmable 1-10V

/ ## FINITURA/FINISHING

- /01 bianco/white
- /02 nero/black
- /36 oro/gold

/ ## FINITURA PREMIUM /PREMIUM FINISHING

- /81 oro rosa shine/shine rose gold
- /82 bronzo/ bronze
- /83 ottone spazzolato/ brushed brass

VERSIONI CON LEVA/MODEL WITH LEVA

- /01 telaio bianco, ottica nera
- /02 telaio nero, ottica nera
- /41 telaio bianco, ottica bianca
- /42 telaio nero, ottica oro

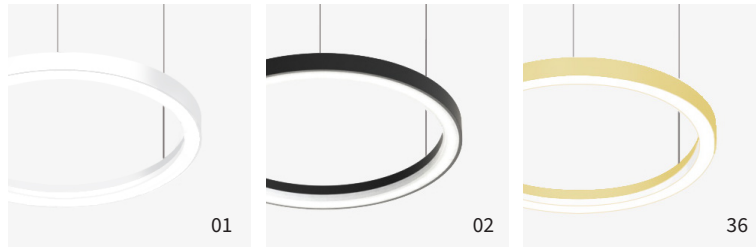
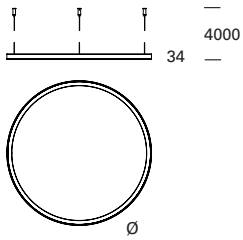
COMPOSIZIONE CODICE: xxx.x ●●●●/##

HOW TO CREATE THE CODE: **F1000.827SXD/01**

CODE

F1000.8 ● ● ● ●/## — finishing
base code kelvin beam diffuser dimmable

FILE FLEX CIRCLE SOSPENSIONE/SUSPENSION - 24V
LUCE DIRETTA E DIFFUSA / DIRECT AND DIFFUSED LIGHT



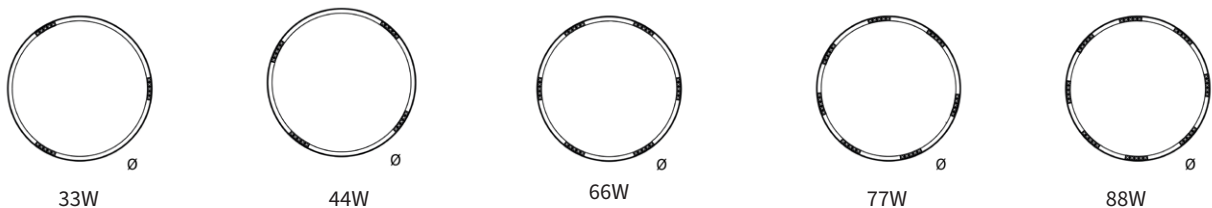
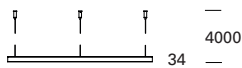
LED

W	∅	Kg	lm/prod. 3000K	CODE
33	500	2,5	1886	FXA41.8 ○ /##
53	800	3,9	3068	FXA42.8 ○ /##
67	1000	4,8	3860	FXA43.8 ○ /##
81	1200	5,9	4666	FXA44.8 ○ /##
101	1500	8,0	5880	FXA45.8 ○ /##
121	1800	8,9	7068	FXA46.8 ○ /##
169	2500	12,2	9867	FXA47.8 ○ /##
203	3000	14,8	11887	FXA48.8 ○ /##

Da completare con rosone e alimentatore - To complete with canopy and power supply
 Note: | Il prodotto di diametro 2500/3000 verrà consegnato in 2 o più parti assemblabili | Please note the products of 2500/3000 diameter will be delivered in 2 or more parts.

FILE FLEX

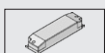
FILE FLEX CIRCLE SOSPENSIONE/SUSPENSION SPOT - 48V
LUCE DIRETTA / DIRECT LIGHT



W	∅	Kg	lm product/beam 3000K			CODE
			20°	32°	50°	
33	500	2,4	3000	2793	2484	FXC21.9 ●●● /##
44	800	3,8	4000	3724	3312	FXC22.9 ●●● /##
66	1000	4,7	6000	5586	4968	FXC23.9 ●●● /##
77	1200	5,8	7000	6517	5796	FXC24.9 ●●● /##
88	1500	7,9	8000	7448	6624	FXC25.9 ●●● /##

Da completare con rosone e alimentatore - To complete with canopy and power supply
 Per le versioni D e D10 abbinare driver 48V ON/OFF. | For D and D10 version choice 48V on/off driver.

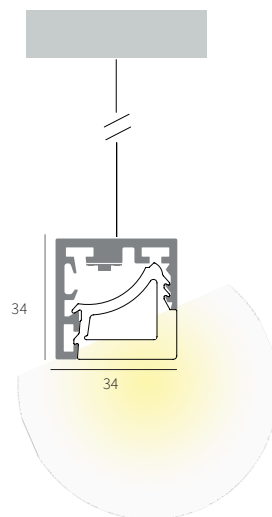
ROSONI DISPONIBILI AVAILABLE CANOPIES VEDI | SEE P.43



DRIVERS VEDI | SEE P.447 **24V** **48V**

FILE FLEX CIRCLE

SOSPENSIONE
SUSPENSION



VERSIONI DISPONIBILI/AVAILABLE VERSION


● KELVIN


27 2700K

30 3000K

40 4000K


/ ## FINITURA/FINISHING


 /01 bianco/white


 /02 nero/black

 /36 oro/gold


/ ## FINITURA PREMIUM /PREMIUM FINISHING


 /81 oro rosa shine/shine rose gold

 /82 bronzo/ bronze

 /83 ottone spazzolato/ brushed brass

/ ## FINITURA ROSONI /FINISHING CANOPY

 /01 bianco/white

 /02 nero/black

COMPOSIZIONE CODICE: xxx.x ● /##

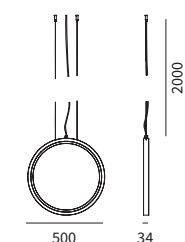
HOW TO CREATE THE CODE: F1000.827/01

CODE

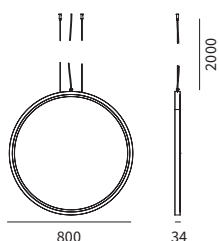
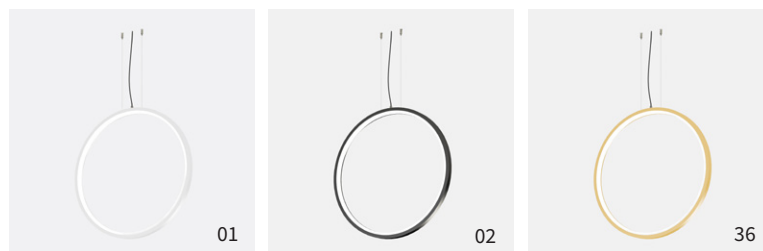
F1000.8 ● /## — finishing

base code kelvin

MED STORE - PIEDIRIPA (NO)
PROJECT: HARGOME SINDACATO S.P.A. PALMIERI
PHOTO: MASSIMO ZAPPALÀ



CIRCLE C50



CIRCLE C80

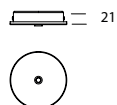
LED

W	ø mm	H mm	Kg	lm product 3000K	CODE
35	500	2000	2,8	2107	FXV21.8 ● /##
55	800	2000	4,3	3310	FXV22.8 ● /##

Da completare con rosone To complete with canopy : LB420: rosone 230V - canopy 230V - LB421: rosone per alloggiamento driver - canopy for housing driver - LB428: rosone per cartongesso - canopy for plasterboard false-ceiling. Da completare con alimentatore. To be completed with power supply

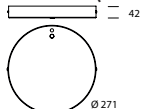
ROSONI DISPONIBILI AVAILABLE CANOPIES

ROSONE CONNESSIONE CANOPY CONNECTION



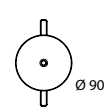
Kg	ø mm	CODE
0.11	90	LB420/##

ROSONE PER ALLOGGIAMENTO DRIVER (NON INCLUSO) CEILING CANOPY TO HOUSE THE DRIVER (NOT INCLUDED)



Kg	H mm	ø mm	CODE
0.18	42	271	LB421/##

ROSONE PER CARTONGESSO CANOPY FOR PLASTERBOARD CEILING



Kg	taglio /cut ø mm	CODE
0.11	ø 80 90	LB428/##

ROSONE RETTANGOLARE RECTANGULAR CANOPY

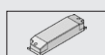


	CODE
senza alimentatore /without driver	FXS103 /##
CON alimentatore /WITH driver driver 24Vdc max 60W	FXS101 /##

CAVO ALIMENTAZIONE POWER CABLE



Dim	L.mm	Kg	CODE
2x1,5	4000	2,86	FX05.4000 /##
4x1,5	4000	3,60	FX07.4000 /##



DRIVERS VEDI | SEE P.447 **24V**



FILE FLEX
SISTEMA / SYSTEM





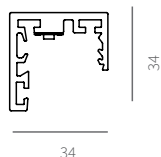
LOCATION: SINGULAR GLASS VILLENA SPAGNA
PROJECT: OSCAR VIDAL STUDIO



FILE FLEX SISTEMA/SYSTEM

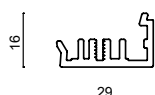



PROFILO VUOTO EMPTY PROFILE



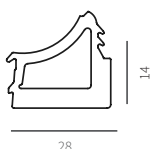

L.mm	Kg	CODE
1000	0,82	FX00.1000 /##
2000	1,64	FX00.2000 /##
3000	2,46	FX00.3000 /##
----		FX00.misura /##

PROFILO DI CHIUSURA IN ESTRUSO DI ALLUMINIO EXTRUDED ALUMINIUM CLOSING COVER



L.mm	Kg	CODE
1000	0,4	FX02.1000 /##
2000	0,8	FX02.2000 /##
3000	1,2	FX02.3000 /##
----		FX02.misura /##

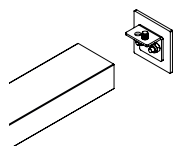
DIFFUSORE IN SILICONE SILICONE DIFFUSER



L.mm	Kg/m	CODE
----	BIANCO/WHITE 0,8	FX03.misura
----	NERO / BLACK 0,8	FX03C.misura/02

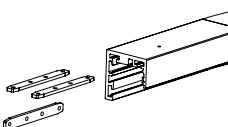
Lunghezza massima 20 m - Maximum lenght 20m

TESTATE DI CHIUSURA / COUPLE OF CLOSURE HEADS



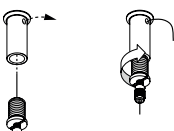
CODE
FX100 /##

KIT DI GIUNZIONE / INTERNAL JOINT



CODE
FX101

KIT SOSPENSIONE 1 CAVO ACCIAIO / SINGLE STEEL HANGING KIT



L.mm	CODE
4000	FX06.4000


CAVO DI ALIMENTAZIONE BIPOLARE PER CABLAGGIO INTERNO /INTERNAL BIPOLAR CABLE



L.mm	CODE
----	FX04.misura

NOTE: Da ordinare della lunghezza totale dello sviluppo della composizione

REGOLATORE ORIZZONTALE PER SOSPENSIONE/ ANTI SWINGING FOR SUSPENSION **NEW**



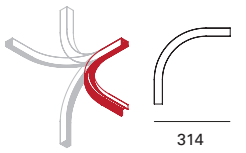
CODE
FX06L

COPPIA DI CONNETTORI A SALDATURA RAPIDA / COUPLE OF CONNECTORS FAST WELDING



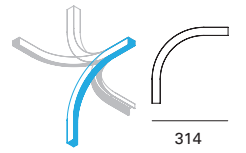
CODE
FX103

CURVA TIPO A IN ESTRUSO DI ALLUMINIO
CURVE TYPE A



Kg **0,45** CODE **FX01A/##**

CURVA TIPO B IN ESTRUSO DI ALLUMINIO
CURVE TYPE B



Kg **0,45** CODE **FX01B/##**

CURVA TIPO C IN ESTRUSO DI ALLUMINIO
CURVE TYPE C



Kg **0,45** CODE **FX01C/##**

CURVA TIPO D IN ESTRUSO DI ALLUMINIO
CURVE TYPE D



Kg **0,45** CODE **FX01D/##**

GUIDA ALLE SCELTA DELLE CURVE CURVES CHOICE GUIDE



CURVA TIPO B/ CURVE TYPE B



CURVA TIPO D/ CURVE TYPE D







CURVA TIPO C/ CURVE TYPE C



CURVA TIPO A/ CURVE TYPE A

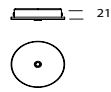


- / ## FINITURA STANDARD /STANDARD FINISHING**
-  /01 bianco/white
 -  /02 nero/black
 -  /36 oro /gold

- / ## FINITURA PREMIUM /PREMIUM FINISHING**
-  /81 oro rosa shine/shine rose gold
 -  /82 bronzo/ bronze
 -  /83 ottone spazzolato/ brushed brass

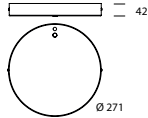
ROSONI DISPONIBILI AVAILABLE CANOPIES

ROSONE CONNESSIONE / CANOPY CONNECTION



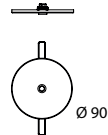
Kg	ø mm	CODE
0.11	90	LB420/##

ROSONE PER ALLOGGIAMENTO DRIVER / CEILING CANOPY TO HOUSE THE DRIVER



Kg	H mm	ø mm	CODE
0.18	42	271	LB421/##

ROSONE PER CARTONGESSO / CANOPY FOR PLASTERBOARD CEILING



Kg	taglio /cut ø mm	CODE
0.11	ø 80 90	LB428/##

ROSONE RETTANGOLARE / RECTANGULAR CANOPY



	CODE
SENZA alimentatore /WITHOUT driver	FXS103/##
CON alimentatore /WITH driver 24Vdc max 60W	FXS101/##

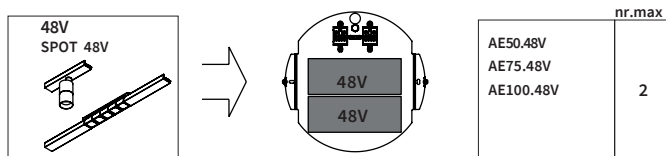
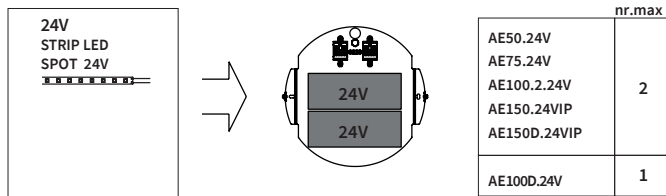
CAVO ALIMENTAZIONE / POWER CABLE



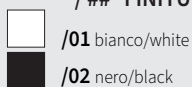
Dim	Lmm	Kg	CODE
2x0,75	4000	1,86	FX05.4000/##
4x0,75	4000	3,60	FX07.4000/##

DISPOSIZIONE ALIMENTATORI NEL ROSONE

POWER SUPPLIES POSITIONING INTO THE CANOPY ROSE CEILING

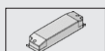


/## FINITURA/FINISHING



/01 bianco/white

/02 nero/black

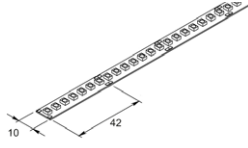


DRIVERS VEDI | SEE P.447

FILE FLEX ELEMENTI LUMINOSI

LIGHTING ELEMENTS

LINEA DI LUCE PER SISTEMI CURVI TIPO B, D e LINEARI / LED LINE FOR CURVES TYPE B, D AND LINEAR SYSTEM



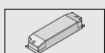
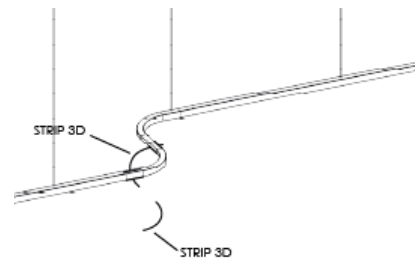
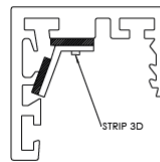
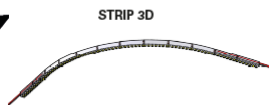
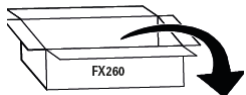
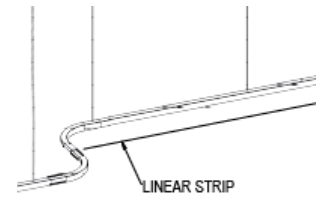
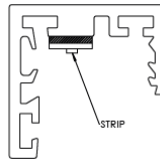
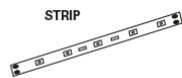
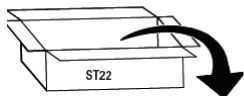
LINEA DI LUCE - LED LINE

W/m	Led/m	K	lm/m	lm/W	CRI	IP	L.mm	CODE
22	168	3000	3015	139	80	20	5000	ST22.30.5
22	168	4000	3270	139	80	20	5000	ST22.40.5

LINEA DI LUCE 3D PER CURVE TIPO A E C LED LINE 3D FOR CURVES TYPE A AND C



W/m	W	lm/m	K	Kg	L.mm	CODE
22	11	1507	3000	0,18	500	FX260.830
		1635	4000	0,18	500	FX260.840

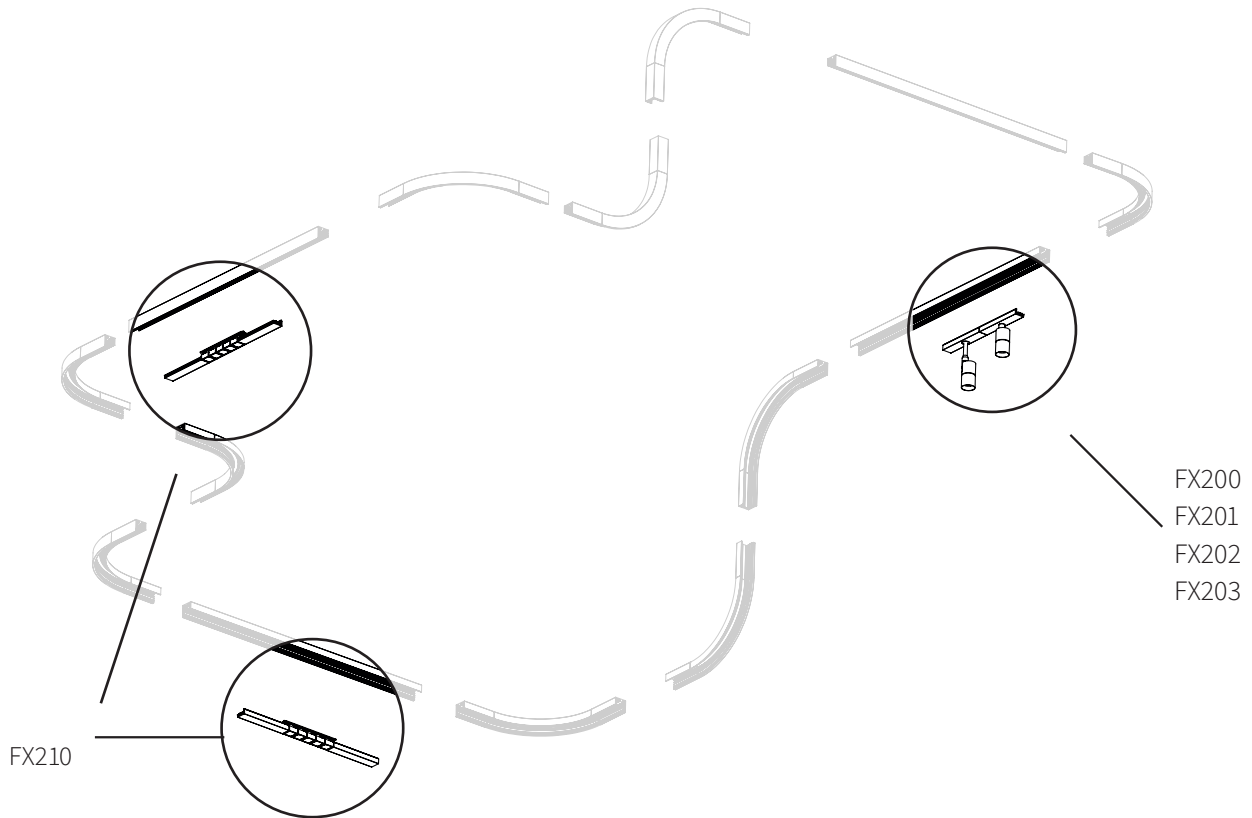


DRIVERS VEDI | SEE P.447



FILE FLEX SISTEMA ELEMENTI SPOT

FILE FLEX SYSTEM SPOT ELEMENTS



VERSIONI DISPONIBILI/AVAILABLE VERSION

● KELVIN

27 2700K

30 3000K

40 4000K

● FASCIO/BEAM




S Spot 19°

F Flood 25°

Z Asymmetric 18°x38°

○ FASCIO/BEAM



S Spot 20°

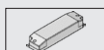
F Flood 32°

W Wide 50°

● DIMMABLE (OPTIONAL)

D Dali Touch & Dimm

D10 Dimmerabile 1-10V / Dimmable 1-10V



DRIVERS VEDI | SEE P.447

FINISHING FOCUS



/01 bianco/white



/02 nero/black



/36 oro/gold

FINISHING LEVA



/01 telaio bianco, ottica nera/white box, black optic



/02 telaio nero, ottica nera/black box, black optic



/36 telaio oro, ottica oro/gold box, golden optic



/41 telaio bianco, ottica bianca/plate box, white optic



/42 telaio nero, ottica oro/black box, gold optic

COMPOSIZIONE CODICE: xxx.x●●●/##

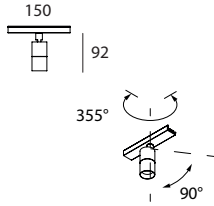
HOW TO CREATE THE CODE: **F1000.827SX0/01**

CODE

F1000.8 | ● | ● | ● | ● | ## — finishing
 | kelvin | beam | diffuser | dimmable
 base code

.misura indicare la misura necessaria in mm. /
 indicate the right measure in mm.

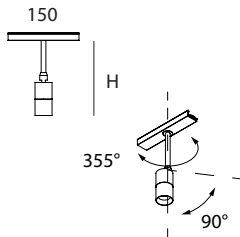
FOCUS Ø36 FILE FLEX 24/48V PROJECTOR



Da completare con alimentatore | To be completed with power supply
 Per le versioni D e D10 abbinare driver 24V/48V on/off | For D and D10 version choice 24V/48V on/off driver


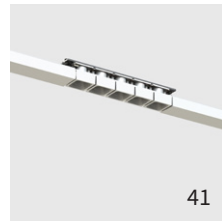
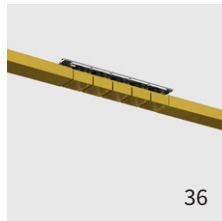

LED 24/48V				lm product/beam 3000K				
W	∅	H	Kg	S19°	F25°	Z18°x38°	CODE	Col.
8	36	92	0,30	665	695	508	FX200.9	●●●/##

FOCUS Ø36 "LE NOTE" FILE FLEX 24/48V PROJECTOR

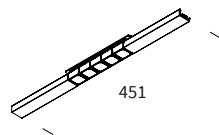


Da completare con alimentatore | To be completed with power supply
 Per le versioni D e D10 abbinare driver 24V/48V on/off | For D and D10 version choice 24V/48V on/off driver

LED 24/48V					lm product/beam 3000K			
W	∅	H	L.mm	Kg	S19°	F25°	Z18°x38°	CODE
8	36	132	150	0,3	665	695	508	FX201.9 ●●●/##
8	36	212	150	0,32	665	695	508	FX202.9 ●●●/##
8	36	292	150	0,35	665	695	508	FX203.9 ●●●/##



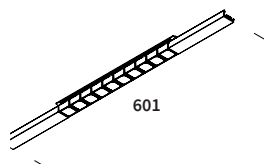
LEVA 5 FILE FLEX - 24/48V



LED 24/48V				lm product/beam 3000K			
W	Dim.	H	Kg	S20°	F32°	W50°	CODE
11	30X451	28	0,2	1000	931	828	FX210.9 ●●●/##

Da completare con alimentatore | To be completed with power supply
 Per le versioni D e D10 abbinare driver 24V/48V on/off | For D and D10 version choice 24V/48V on/off driver

LEVA 10 FILE FLEX - 48V



LED 48V				lm product/beam 3000K			
W	Dim.	H	Kg	S20°	F32°	W50°	CODE
22	30X601	28	0,3	2000	1862	1656	FX211.9 ●●●/##

Da completare con alimentatore | To be completed with power supply
 Per le versioni D e D10 abbinare driver 48V on/off | For D and D10 version choice 48V on/off driver